



MEAN GREEN™

2023 UNT FOOTBALL GAME NOTES

NORTH TEXAS ATHLETICS COMMUNICATIONS: 1301 S. Bonnie Brae St. | Denton, TX 76207 | MEANGREENSPORTS.COM | @MEANGREENFB

GAME 12

UNT (4-7, 2-5 AAC) vs. UAB (4-7, 3-4 AAC)



Nov. 18, 2023 • 1:00 pm CT • TV: ESPN+ • Radio: Mean Green Sports Network
Denton, Texas • DATCU Stadium (30,850)

MEDIA INFORMATION

TV: ESPN+

Talent: Ted Emrich (pxp), Ladarrin McLane (analyst)

Radio: Mean Green Sports Network

Talent: Dave Barnett (pxp), Hank Dickenson (analyst)
Nathan Tune (sideline)

Stations: 97.1 The Freak | The Varsity Network

Live Stats: MeanGreenStats.com

X: @MeanGreenFB | #GMG

UNT	4-7, 2-5 AAC
Ranking	NR — AP, NR — Coaches
Last Game	Nov. 18, 2023
	Win vs. Tulsa, 35-28
Head Coach	Eric Morris (Texas Tech, '08)
Career Record	28-25 (5th season)
UNT Record	4-7 (1st season)
vs. UAB	0-0

UAB	4-7, 3-4 AAC
Ranking	NR — AP, NR — Coaches
Last Game	Nov. 18, 2023
	Win vs. Temple, 34-24
Head Coach	Trent Difer (Fresno St)
Career Record	4-7 (First Season)
UAB Record	4-7 (First Season)
vs. UNT	0-0

UNT COACHING STAFF

On the Field

Eric Morris	Head Coach
Drew Svoboda	Assoc. HC/Special Teams Coord.
Chris Gilbert	Assistant HC/Tight Ends
Matt Caponi	Defensive Coordinator/Corners
Sean Brophy	Quarterbacks
Jon Cooper	Offensive Line
Demerick Gary	Defensive Line

In the Booth

Jordan Davis	Off. Coordinator/Wide Receivers
Patrick Cobbs	Running Backs
Clay Jennings	Safeties
Colby Kratch	Linebackers

UNT ATHLETICS COMMUNICATIONS

TAYLOR BRYAN Primary Contact

254-709-4411 (cell) • Taylor.Bryan@unt.edu

DOUG WATERS Secondary Contact


936-240-6780 (cell) • Doug.Waters@unt.edu

STORY LINES

- UNT welcomes UAB to DATCU Stadium on Senior Day looking to close out the season with back-to-back wins.
- North Texas has one of the top offenses in the country as they rank ninth in FBS in total offense. They are one of only for FBS schools (LSU, Oregon, UNC) to sit inside the top-25 in scoring offense, total offense, rushing offense and passing offense.
- The Mean Green come into the contest chasing milestones as junior QB **Chandler Rogers** needs just 21 yards to reach 3,000 passing yards this season while sophomore WR **Ja'Mori Maclin** is 114 yards shy of 1,000 receiving yards on the year and junior RB **Ayo Adeyi** sit 115 yards away from 1,000 rushing yards.
- If all three reach the milestones, it will be the first time in program history that UNT has a 3,000 yard passer, a 1,000-yard rusher and a 1,000-yard receiver in the same season.
- RBs **Ayo Adeyi** and **Oscar Adaway III** are both coming off 100-yard performances in the win over Tulsa. It was the first time UNT had a pair of 100 yard backs in the same game since the same duo did it in 2022 against LA Tech. The two backs each rank inside the top-five in the AAC in yards per carry (1st & 5th) to help North Texas have the second-best rushing offense in the league (186.6 YPG).
- Rogers leads The American and is tied for 11th in FBS in passing touchdowns (26) while sitting second in the AAC and 19th in the country in passing yards (2,979). If he reaches 3,000 yards this season he will become just fourth player in program history to reach the milestone (Mason Fine, Austin Aune, Mitch Maher).
- Maclin comes into the game tied for seventh in FBS with 11 touchdown catches. He ranks inside the top five in the AAC in receiving yards (5th), yards per game (5th) and yards per catch (1st).
- UNT has had a freshman lead the team in tackles in each of the last three weeks as **Evan Jackson** recorded 11 tackles against UTSA, **Jayven Anderson** had nine against SMU and **Patrick Smith** posted 10 against Tulsa.
- As a team, North Texas is averaging 482.4 yards per game offensively good for second in program history.
- UNT will honor 18 seniors playing in their last game at DATCU: Roderic Burns, Daizion Carroll, John Davis, JP Hadley, Kaylor Horton, Isaiah Johnson, Kadren Johnson, Carson Kropp, Christian Lee, Tarik Luckett, Kaci Moreka, Nick Nakwaasah, Noah Rauschenberg, Caden Reeves, Mazin Richards, Kaghen Roach, Jace Ruder and Kevin Wood.

2023 SCHEDULE

	Sept. 2 CALIFORNIA vs. UNT	ESPNU	L, 58-21
	Cal puts up over 600 yards of total offense and scores the final 31 points of the game to take down UNT		
	Sept. 9 UNT at FIU	ESPN+	L, 46-39
	UNT finishes with 548 yards of total offense but turns the ball over three times on the road to fall late		
	Sept. 16 UNT at LA TECH	ESPN+	W, 40-37
	Noah Rauschenberg hits a game-winning field goal with three seconds left to knock off LA Tech		
	Sept. 30 ABILENE CHRISTIAN vs. UNT	ESPN+	W, 45-31
	Mean Green have 100 yard rusher and 100 yard receiver for first time in program history in win over ACU		
	Oct. 7 UNT at NAVY	CBSSN	L, 27-24
	Late comeback effort falls short as Adeyi rushes for 100+ yards in third straight game		
	Oct. 14 TEMPLE vs. UNT	ESPNU	W, 45-14
	Rogers throws four touchdown passes and defense pitches shutout in the second half to lead UNT to victory		
	Oct. 21 UNT at No. 23/24 TULANE	ESPN2	L, 35-28
	UNT rallies from 21-point deficit before falling late on the road against a ranked opponent		
	Oct. 28 MEMPHIS vs. UNT	ESPN+	L, 45-42
	Mean Green outscore Memphis 32-14 in the second half but drop contest on TD with :12 left on the clock		
	Nov. 4 UTSA vs. UNT	ESPN+	L, 37-29
	Second-half rally comes up short as UNT drops third straight contest		
	Nov. 10 UNT at SMU	ESPN2	L, 45-21
	SMU outscores UNT 28-7 in the second half to take home 24-point victory		
	Nov. 18 UNT at TULSA	ESPN+	W, 35-28
	Adaway and Adeyi both rush for 100 yards as UNT accounts for nearly 600 yards of offense in road win		
	Nov. 25 UAB vs. UNT	ESPN+	1:00 PM CT
	Denton, Texas // DATCU Stadium (30,850) // UAB leads 6-1		



ERIC MORRIS
HEAD COACH, FIRST SEASON

THE MORRIS FILE

PERSONAL

Born: Oct. 26, 1985
Family: Wife: Maggie; Children: Jack and George

EDUCATION

Texas Tech, 2008 (Communication Studies)

COACHING EXPERIENCE

2010	Houston, Quality Control
2011	Houston, Graduate Assistant
2012	Washington State, Inside Wide Receivers
2013	Texas Tech, Co-OC/Inside Wide Receivers
2014	Texas Tech, OC/Wide Receivers
2015-17	Texas Tech, OC/Inside Wide Receivers
2018-21	Incarate Word, Head Coach
2022	Washington State, OC/Quarterbacks
2023	UNT, Head Coach

THE MORRIS WORKSHEET

YEAR	SCHOOL	OVERALL RECORD	CONFERENCE RECORD, FINISH
2018	UIW	6-5	6-2, t-1st
2019	UIW	5-7	4-5, t-7th
2021(S)	UIW	3-3	3-3, t-3rd
2021	UIW	10-3	7-1, 1st
2023	UNT	4-7	2-5
TOTALS	5 seasons	87-24	22-16

MEAN GREEN IN THE NFL

NAME	POS.	TEAM
Jaelon Darden*	WR	Cleveland Browns
Jalen Guyton	WR	Los Angeles Chargers
Jeffery Wilson Jr.	RB	Miami Dolphins

*Practice squad
^Injured reserve

MORE QUICK HITTERS

- North Texas has 10 interceptions on the year, tied for second in the AAC, and are led by **Phil Hill** who is tied for fourth in the league with three interceptions.
- UNT's four quarterbacks have made 44 collegiate starts led by 27 from ULM transfer **Chandler Rogers**.
- At 31 years old, offensive coordinator **Jordan Davis** is the fourth-youngest Division I OC in FBS this season, only behind Ben Arbuckle (Washington St.), Charlie Weis (Ole Miss) and Matt Johnson (Kent St.).
- Prior to the start of the season, the players elected QB **Stone Earle**, LS **JP Hadley**, OL **Febechi Nwaiwu**, DE **Mazin Richards** and S **Logan Wilson** as team captains for the entire 2023 season.
- The combination of starting offensive linemen **Kaci Moreka**, **Gabe Blair**, **Febechi Nwaiwu**, **Jett Duncan** and **Ethan Miner** have combined for 140 starts in their collegiate careers.
- UNT leads the nation in kick return defense and has allowed just four total kick returns this season.
- The Mean Green have recorded already six games with 500 or more yards of offense, breaking the previous team record of four games accomplished four times in previous seasons.
- Junior LB **Jordan Brown** leads the Mean Green with 76 tackles on the year, good for ninth in the conference. Brown has had 10+ tackles in four games this season including a career-high 15 vs. Tulane.
- Per PFF, senior OL **Ethan Miner** is the second-highest graded offensive lineman in The American.

UAB SERIES HISTORY

- Saturday's matchup will be the eighth all-time between North Texas and UAB with the Blazers holding a 6-1 advantage all-time, including a 41-21 win in Birmingham in 2022.
- The last and only time the Mean Green defeated was a 46-43 win in 2017 in Denton. Currently Miami Dolphins RB Jeffery Wilson Jr. ran for 211 yards on 26 carries while Trevor Moore hit the game-winning FG as time expired en route to what was a 9-5 season for UNT.

CHASING SINGLE-SEASON MILESTONES

- Junior QB **Chandler Rogers**, junior RB **Ayo Adeyi** and sophomore WR **Ja'Mori Maclin** all have a chance to make history Saturday as they all sit within striking distance of single-season milestones.
- With 2,979 passing yards this season, Rogers needs just 21 to join Mason Fine, Austin Aune and Mitch Maher as one of only four QBs in program history to throw for 3,000 yards in a single season.
- Adeyi sits 115 yards shy of hitting 1,000 yards on the ground this season. He would be the 15th player in program history and the first since DeAndre Torrey in 2021 to reach the milestone.
- At 886 yards on the year, Maclin is 114 yards away from also reaching 1,000 on the receiving side of things. He would be just the ninth player in program history to get to the 1,000-yard mark.
- If all three reach the milestones, it will be the first time in program history that UNT has a 3,000 yard passer, a 1,000-yard rusher and a 1,000-yard receiver in the same season.
- If both Adeyi and Maclin get to the mark, it will be just the second time in school history that UNT has had a 1,000-yard rusher and a 1,000-yard receiver in the same season. Only Leo Taylor (1,017) and Barry Moore (1,053) have accomplished that feat back in 1968.
- UNT has had a 3,000-yard passer and a 1,000-yard receiver in the same season just twice, in 1994 and in 2018. Meanwhile, the 2018 season remains the only year that North Texas had both a 3,000-yard passer and a 1,000-yard rusher.

TEXADA ISLAND

- Another UNT player chasing a milestone is junior DB **Ridge Texada** has established himself as one of the top defensive backs in program history.
- After recording a pair of PBUs in Saturday's win over Tulsa, Texada has 28 career passes defensed, tied for the fourth-most in program history in less than three full seasons at UNT.
- Texada is tied for 12th in the AAC with eight passes defensed this season, a figure that is more impressive considering he is the second-least targeted CB in the league among players who have played 80% of their team's snaps.

UNT CAREER LEADERS, PASSES DEFENDED		
PLAYER	SEASONS	PDF
1. Jonas Buckles	2001-04	30
2. Nate Brooks	2015-18	29
Royce Hill	2008-11	29
4. Kemon Hall	2017-18	28
Ridge Texada	2021-Pres.	28

YOUNGEST ACTIVE HEAD COACHES, FBS				YOUNGEST HEAD COACHES, UNT HISTORY (AS OF 8/1/23)			
Coach	Team	Birthdate	Age	Coach	Date of Birth	Date Hired	Age When Hired
1. Kenny Dillingham	Arizona State	April 28, 1990	32	1. Jack Sisco	12/02/1904	04/13/1929	24 years old
2. GJ Kinne	Texas State	Dec. 1, 1988	34	2. Theron Fouts	07/05/1893	1920	26 years old
3. Kane Wommack	South Alabama	April 18, 1987	35	3. Lloyd Russell	04/10/1913	04/04/1942	28 years old
4. Dan Lanning	Oregon	April 10, 1986	36	4. John B. Reid	02/25/1896	10/02/1925	29 years old
5. Ryan Walters	Purdue	Jan. 21, 1986	36	5. J.W. St. Clair	01/20/1885	06/26/1915	30 years old
6. Marcus Freeman	Notre Dame	Jan. 10, 1986	36	6. Eric Morris	10/26/1985	12/13/2022	37 years old
7. Eric Morris	North Texas	Oct. 26, 1985	38				
8. Michael Desormeaux	Louisiana	Sept. 29, 1985	38				
9. Alex Golesh	South Florida	June 24, 1984	39				
10. Maruice Linguist	Buffalo	April 1, 1984	39				

MISTER ROGERS

• Junior QB **Chandler Rogers** has had a beautiful season in the neighborhood for UNT. He has 26 touchdown passes and just four interceptions on the year. As shown by the chart to the right, he is one of only four FBS QBs to have at least 26 TDs and four or less INTs this season.

FBS LEADERS, TD TO INT RATIO			
PLAYER	SCHOOL	TD	INT
1. Jayden Daniels	LSU	36	4
2. Bo Nix	Oregon	35	2
3. Shedeur Sanders	Colorado	27	3
4. Chandler Rogers	UNT	26	4

- Rogers' has a 152.20 passing efficiency rating this season. If the season ended today, that would rank as the third- best single-season efficiency rating in program history.
- This season, Rogers is 232 for 368 (63.0 percent) for 2,979 yards and 26 touchdowns with four interceptions. Rogers has passed for 300+ yards five times this season including a career-high 411 yards against Memphis.
- From the Sept. 9 matchup with FIU to the Nov. 4 against UTSA, Rogers threw a nation-best 288 passes without an interception. It is the second-longest streak in program history, only behind a streak of 300 set by Mason Fine in 2018.
- With 2,979 passing yards, Rogers needs just 21 to join Fine (2017, 18, 19), Austin Aune (2023) and Mitch Maher (1994) as one of only four QBs in program history to throw for 3,000 yards in a single season.

FRESH FACES ON DEFENSE

- UNT has had a number of freshmen step up on defense including S **Patrick Smith**, LB **Ethan Wesloski**, DB **Evan Jackson** and DB **Jayven Anderson** who all have at least 25 tackles this season.
- The Mean Green are the only team in The AAC with at least four freshman that have 25+ tackles.
- The four freshmen have combined for 178 tackles, 7.5 tackles for loss, 3.0 sacks, two forced fumbles, one interception and four pass breakups.
- UNT has had a freshman lead the team in tackles in each of the last three weeks as Jackson recorded 11 against UTSA, Anderson had nine against SMU and Smith posted 10 against Tulsa. Jackson's 11 tackles was the most tackles in a game by a UNT true freshman since Darien Williams had 12 against Louisiana in 2008.
- UNT has the top two freshman tacklers in The American as Smith has 70 tackles and Wesloski adds 59.
- In addition, DBs **Brian Nelson II**, **Taylor Starling** and **Kollin Lewis** have all seen action in the secondary for the Mean Green this season. Nelson II recorded three PBUs in Saturday's win over Tulsa.

THE "A" TEAM

- RBs **Ayo Adeyi** and **Oscar Adaway III** have been a strong 1-2 punch for the UNT running game this season. The duo has combined for 1,510 yards on 230 carries with 10 rushing touchdowns on the year.
- UNT is 24th in FBS and second in the AAC in rushing at 186.6 yards per game while sitting 14th in the country and first in the conference first averaging 5.1 yards per carry.
- After rushing for 7.21 yards per carry last season, the second-highest YPC in program history (Ray Renfro, 1971), Adeyi leads the AAC with 7.08 YPC and ranks ninth in FBS this season.
- Currently, UNT has two of the top-six players on its roster in terms of career yards per carry as Adeyi is first in program history averaging 6.87 YPC while Adaway is sixth rushing at 5.59 YPC.
- Adeyi's 885 yards this season ranks third in the AAC while Adaway III is 12th with 625. UNT is one of only two schools in the league (USF) with two players inside the top-12 in rushing.

TOUCHDOWN MACHINE

- Sophomore WR **Ja'Mori Maclin** has been one of the most prolific receivers in college football this season, tied for seventh in the FBS with 11 touchdowns in 11 games.
- Maclin finished last season second in DI with 24.7 yards per reception and currently ranks 22nd in the country with 18.46 YPC this season.
- Maclin has a strong football family pedigree as his cousin, Jeremy, was an All-American WR at Missouri and spent eight seasons in the NFL.
- Maclin's 11 TDs is tied for the sixth-most in single season history while his 19.78 career yards per reception is the currently second-best in program history.
- As shown by the chart below, Maclin leads ranks inside the top eight in the AAC in yards, TDs, yards per catch and yards per game this season.
- With 825 yards this season, Maclin needs 175 yards to become just the seventh player in program history to have 1,000 receiving yards in a single season.

	TOTAL	AAC RK	FBS RK
Yards	886	5th	31st
Rec.	48	8th	t-84th
TD	11	t-1st	t-7th
YPC	18.5	1st	22nd
YPG	80.5	5th	32nd

2023 HONORS

RB AYO ADEYI

- Earl Campbell Tyler Rose Award Watch List
- 2nd Team All-Texas (DCTF)
- Preseason 2nd Team All-AAC (CFN)
- Preseason 3rd Team All-AAC (PFF)
- AAC Weekly Honor Roll (9/18/23)
- Tyler Rose Award POTW Honorable Mention (9/19)

OL GABE BLAIR

- Preseason 1st Team All-AAC (Phil Steele, PFF, CFN)
- Preseason 2nd Team All-AAC (Athlon)

DL RODERICK BROWN

- Preseason 1st Team All-AAC (PFF)
- Preseason 3rd Team All-AAC (Athlon, Phil Steele)
- Honorable Mention Preseason All-AAC (CFN)

WR RODERIC BURNS

- Preseason 2nd Team All-AAC (PFF, CFN)
- Preseason 4th Team All-AAC (Athlon)

COACH DEMERICK GARY

DCTF 40 Under 40

LS JP HADLEY

- Preseason 4th Team All-AAC (Phil Steele)

KR/WR KAYLON HORTON

- AAC Special Teams Demon (Lindy's)
- Preseason 1st Team All-AAC (Phil Steele)
- Preseason 2nd Team All-AAC (Athlon, PFF, CFN)

WR JA'MORI MACLIN

- Preseason 2nd Team All-AAC (Phil Steele)
- AAC Weekly Honor Roll (9/4)
- HM Earl Campbell Tyler Rose Player of the Week (10/14)
- Midseason Biletnikoff Award Watch List

OL KACI MOREKA

- Preseason 3rd Team All-AAC (PFF)
- Preseason 4th Team All-AAC (Athlon)

OL FEBECHI NWAIWU

- Preseason 1st Team All-AAC (CF News)
- Preseason 2nd Team All-AAC (Athlon, Phil Steele, Lindy's)
- Preseason 3rd Team All-AAC (PFF)
- Honorable Mention Preseason All-AAC (CFN)
- PFF National Team of the Week (10/14)

RB IKAIKA RAGSDALE

- Preseason 2nd Team All-AAC (Athlon, Phil Steele)
- Preseason 3rd Team All-AAC (PFF)
- Honorable Mention Preseason All-AAC (CFN)

K NOAH RAUSCHENBERG

- Preseason 3rd Team All-AAC (CFN)
- AAC Special Teams Player of the Week (9/18)
- Lou Groza Award Star of the Week (9/19)

2023 HONORS

DL MAZIN RICHARDS

Shrine Bowl 1000
 2nd Team All-Texas (DCTF)
 Preseason 1st Team All-AAC (CF News)
 Preseason 2nd Team All-AAC (Lindy's, PFF, CFN)
 Preseason 3rd Team All-AAC (Athlon, Phil Steele)

QB CHANDLER ROGERS

AAC Weekly Honor Roll (10/2, 10/14, 10/28)
 Davey O'Brien Award "Great 8" (10/16)
 HM Earl Campbell Tyler Rose Player of the Week (10/14)
 Davey O'Brien Award Midseason Watch List
 HM Earl Campbell Tyler Rose Player of the Week (11/18)

WR JORDAN SMART

Honorable Mention Preseason All-AAC (CFN)

ASSOCIATE HC DREW SVOBODA

Broyles Award Nominee

CB RIDGE TEXADA

Bronco Nagurski Trophy Watch List
 Shrine Bowl 1000
 1st Team All-Texas (DCTF)
 AAC Best Cover Corner (Lindy's)
 Preseason 1st Team All-AAC (Phil Steele, Lindy's, CFN)
 Preseason 2nd Team All-AAC (Athlon)
 Preseason 3rd Team All-AAC (PFF)

DB LOGAN WILSON

Preseason Third Team All-AAC (CFN)
 Preseason 4th Team All-AAC (Phil Steele)

LB KEVIN WOOD

Wuerrffel Trophy Watch List
 Preseason 2nd Team All-AAC (Phil Steele)

FIRST-YEAR HEAD COACH

RECORDS, UNT HISTORY

Year	HEAD COACH	RECORD	WIN %
1913	J.W. Pender	0-1	.000
1915	J.W. St. Clair	4-1	.800
1920	Theron Fouts	7-1-0	.875
1925	John Reid	6-4-0	.600
1929	Jack Sisco	4-3-2	.556
1942	Lloyd Russell	3-5-0	.375
1946	Odus Mitchell	7-3-1	.682
1967	Rod Rust	7-1-1	.833
1973	Hayden Fry	5-5-1	.500
1979	Jerry Moore	5-6-0	.455
1981	Bob Tyler	2-9-0	.182
1982	Corky Nelson	2-9-0	.182
1991	Dennis Parker	3-7-1	.381
1994	Matt Simon	7-4-1	.625
1998	Darrell Dickey	3-8-0	.272
2007	Todd Dodge	2-10	.167
2016	Seth Littrell	5-8	.384
2023	Eric Morris	4-7	.363

BURNS BABY BURNS

- Senior WR **Roderic Burns** has led Mean Green in receiving in each of the last two seasons and now has 2,108 career receiving yards on 151 catches in his career.
- As shown below, Burns ranks inside the top-10 in both career receptions and receiving yards at UNT. He became the 10th player to reach 2,000 career yards in the week seven matchup with Memphis.
- Burns has recorded at least one reception in 39 of the last 41 games he has appeared in.

UNT CAREER RECEPTION LEADERS					UNT CAREER RECEIVING YARDS LEADERS				
PLAYER	SEASONS	YDS	AVG	REC	PLAYER	SEASONS	REC	AVG	YDS
1. Jaelon Darden	2017-20	2,782	12.09	230	1. Jaelon Darden	2017-20	230	12.09	2,782
..					..				
4. Johnny Quinn	2003-06	2,718	14.53	187	7. David Brown	1991-94	182	13.19	2,402
5. David Brown	1991-94	2,402	13.19	182	8. Barry Moore	1968-69	140	15.59	2,183
6. Pete Harvey	1978-81	1,932	11.78	164	9. John Love	1965-66	144	14.75	2,124
7. Roderic Burns	2019-Pres.	2,108	13.96	151	10. Roderic Burns	2019-Pres.	151	13.96	2,108

IN THE (RED) ZONE

- The Mean Green have scored on 37-of-41 (90.2 percent) of trips in the red zone. That is third in the AAC and 28th nationally.
- Taking it a step further, UNT has scored a touchdown on 28 of its 41 red zone trips (68.3 percent), a mark that sits 27th in FBS through 11 games.
- North Texas has been nearly perfect in the red zone at home this season, going 19 for 20 (95.0 percent) in scoring chances and scoring 14 touchdowns in those opportunities. The 95.0 percent success rate in the end zone at home is tied for the 11th-best percentage in the country.

OPPORTUNISTIC DEFENSE

- North Texas has 10 interceptions on the year, tied for the second-most in the AAC, and have forced a total of 14 turnovers this season.
- **Phil Hill** leads the backend in interceptions with three of interceptions. He is one of only nine players in the league with at least three INTs.
- In the secondary, UNT ranks fourth in the league giving up 215.5 yards per game through the air on the year.
- Junior LB **Jordan Brown** leads the Mean Green with 76 tackles on the year, good for ninth in the conference. Brown has had 10+ tackles in four games this season including a career-high 15 vs. Tulane.

OFFENSIVE BALANCE

- UNT comes in with one of the top offenses in the country, ranked ninth in the FBS in total offense, 25th in scoring, 25th in rushing and 14th in passing.
- North Texas joins LSU, Oregon and North Carolina as one of only four schools to sit inside the top-25 in all four offensive categories.
- The Mean Green have been able to score quickly while also being methodical throughout the year with 17 scoring drives of 10+ plays while also producing 20 scoring drives of five plays or less, including all five scoring drives last weekend against Tulsa.
- North Texas has a large amount of weapons in the wide receiver room as they are one of just four programs with seven different players to have 15+ catches, joining USC, Texas Tech and Hawai'i.

RUSHING TOWARDS THE RECORD BOOKS

- UNT has a pair players in its running back room among the 20 total players in program history to rush for over 1,000 career yards, in a room coached by the second all-time leading rusher **Patrick Cobbs**.
- **Ayo Adeyi** ranks 11th in schools history with 2,188 yards while **Oscar Adaway III** sits in 17th with 1,822. The duo has 14 career 100-yd games as Adeyi has eight and Adaway III has six.
- With 69 yards on Saturday, Adeyi will move past Bernard Jackson for seventh on the all-time list.

UNT CAREER RUSHING YARDS LEADERS					
PLAYER	SEASONS	ATT	AVG	YDS	
1. Lance Dunbar	2008-11	782	5.40	4,224	
2. Patrick Cobbs (RB Coach)	2001-05	825	4.96	4,100	
..					
7. Kevin Galbreath	2001-02	558	4.52	2,523	
8. Bernard Jackson	1977-80	429	5.25	2,256	
9. Darrin Collins	1986-89			2,220	
10. Brandin Byrd	2010-13	461	4.77	2,202	
11. Ayo Adeyi	2021-Pres.	321	6.82	2,188	
..					
14. Hut Allred	1994-98	466	4.21	1,964	
15. Abner Hayes	1957-59	345	5.40	1,864	
16. Antoine Jimmerson	2011-15	405	4.57	1,851	
17. Oscar Adaway III	2019-Pres.	326	5.59	1,822	

“SPECIAL” TEAMS

- Thus far this season, UNT has had one of the strongest special teams units in FBS, highlighted by the best kickoff return defense in the country and the 39th-ranked punt return defense.
- Led by Senior K **Noah Rauschenberg**, North Texas is giving up an average of just 9.75 yards per kickoff return, mostly due to the fact that Rauschenberg has a 91.4 touchback percentage this season, the best in FBS.
- In addition, the combination of P **Sawyer Evans** and P **Adam Jacklin** have allowed 19 total punt return yards on just four attempts through 11 games this season. The duo is averaging 40.7 net yards per punt, good for 27th in FBS.
- As a returner, **Kaylon Horton** currently sits fourth in FBS and leads The American with 638 kickoff returns yards this season.
- Because of this success, Associate HC and Special Teams Coordinator **Drew Svoboda** was named one of 57 nominees for the Broyles Award given to the top assistant coach in FBS.

HORTON HEARS A WHO

- Senior WR **Kaylon Horton** is one of the most versatile options in FBS. In less than two seasons in Denton, Horton already sits in second place in career kickoff return yards at UNT since 2001 with 1,337, sitting only behind Breelan Chancellor (2010-13) who finished with 3,031.
- He currently sits fourth in FBS with 638 kickoff returns yards this season, a figure that currently ranks as the sixth-most in a single-season history at UNT. Horton recorded 699 kickoff return yards in 2022.
- A First Team All-CUSA selection, Horton has eight total touchdowns in his career with two kick return TDs, two rushing, one punt return and three receiving TDs.
- Last season, Horton was one of eight FBS players with 3+ KR/PR touchdowns. He ranked 15th in the FBS in combined kick return yards and was the only player in C-USA with a kick return touchdown in 2022.

EXPERIENCED OFFENSIVE LINE

- UNT has a wealth of experience on the offensive line with seven players who have started at least 18 games in their college careers.
- Junior **Gabe Blair** leads the way for the Mean Green with 36 consecutive starts in his career while seniors **Daizion Carroll** (27) and **Kaci Moreka** (30) have combined to start over 50 contests and junior **Jett Duncan**, a 2022 Second Team All-CUSA selection, has 25 starts.
- The Mean Green also have 2022 Freshman All-American **Febechi Nwaiwu** who was a standout star and has started 19 games in his career.
- In addition to the returning talent, UNT also added Arkansas State transfer **Ethan Miner** (35) and Georgia Tech transfer **Paula Vaipulu** (18), who also have over 50 combined starts.
- Per PFF, Miner is the No. 2 graded pass blocking (87.1) and run blocking (79.5) OL in The American.

TAZ-MAZE-IAN DEVIL

- Senior DE **Mazin Richards** is one of the leaders on the defensive side of the ball for the Mean Green with 45 tackles, 3.0 sacks, 9.5 TFLs and nine QB hurries.
- A First Team All-CUSA honoree in 2022, Richards has 31.5 sacks in his career, the seventh-most among active FBS players.
- In addition to his sack numbers, Richards also ranks 12th among all active NCAA players with 49.0 tackles for loss in his career, 22.0 of which have come at UNT.
- Richards is the lone member of this UNT defense that has started every game this season.

DISCIPLINE, DISCIPLINE, DISCIPLINE

- As a team, UNT is one of the least penalized teams in FBS this season, committing an average of 4.5 penalties per game, the 16th-fewest in FBS.
- The costly penalties are few and far between as well for the Mean Green as they rank 35th in the country with just 44.0 penalty yards per game.
- Earlier this season on the road against Navy, North Texas was not penalized in the entire contest for the first time since at least 2000.
- UNT currently has been penalized a total of 50 times this season. The program record for fewest penalties in a season was set back in 2012 when the Mean Green committed just 52 over the course of 12 games.

HONORING THE SENIORS

- Prior to the contest, North Texas will honor 18 seniors playing in their final game at DATCU Stadium.
- The 18 players being celebrated are Roderic Burns, Daizion Carroll, John Davis, JP Hadley, Kaylon Horton, Isaiah Johnson, Kadren Johnson, Carson Kropp, Christian Lee, Tarik Luckett, Kaci Moreka, Nick Nakwaasah, Noah Rauschenberg, Caden Reeves, Mazin Richards, Kaghen Roach, Jace Ruder and Kevin Wood.
- In total, this group of seniors has played in 463 total games in their careers with the Mean Green, led by 51 appearances by Kevin Wood and 48 games played from Roderic Burns.

RECORD BREAKDOWN

Current Streak	W1
Current Home Streak	L2
Current Away Streak	W1
Last Win	35-28, at Tulsa (11/18/23)
Last Home Win	45-14, vs. Temple (10/14/23)
Last Away Win	35-28, at Tulsa (11/18/23)
Last Loss	45-21, at SMU (11/10/23)
Last Home Loss	39-27, vs. UTSA (11/4/23)
Last Away Loss	45-21, at SMU (11/10/23)

MORRIS BY THE NUMBERS

	2023	Under Morris
Home	2-3	2-3
Road	2-4	2-4
Neutral	0-0	0-0
Day Games	2-5	2-5
Night Games	2-2	2-2
vs. AP Ranked Opponents	0-1	0-1
August	0-0	0-0
September	2-2	2-2
October	1-3	1-3
November	1-2	1-2
December	0-0	0-0
January	0-0	0-0
Score < 20 Points	0-0	0-0
Score 20+ Points	4-7	4-7
Score 30+ Points	4-2	4-2
Score 40+ Points	3-1	3-1
Opponent Scores < 20 Points	1-0	1-0
Opponent Scores 20+ Points	3-7	3-7
Opponent Scores 30+ Points	2-6	2-6
Opponent Scores 40+ Points	0-4	0-4
Leading at the Half	4-1	4-1
Trailing at the Half	0-6	0-6
Tied at the Half	0-0	0-0
Leading After 3 Quarters	4-0	4-0
Trailing After 3 Quarters	0-7	0-7
Tied After 3 Quarters	0-0	0-0
Scoring First	2-2	2-2
Opponent Scores First	2-5	2-5
Running More Plays Than Opponent	3-5	3-5
Opponent Runs More Plays	1-2	1-2
Same Number of Plays	0-0	0-0
Committing More Turnovers	1-5	1-5
Winning Turnover Margin	2-1	2-1
Turnovers Are Even	1-1	1-1
Committing At Least Two Turnovers	0-5	0-5
Winning Time of Possession	3-1	3-1
Opponent Wins Time of Possession	1-6	1-6
Running 70 or More Offensive Plays	4-4	4-4
Running Less Than 70 Offensive Plays	0-3	0-3
Rushing For 150 Yards or More	4-4	4-4
Rushing For Less Than 150 Yards	0-3	0-3
Rushing For 200 Yards or More	4-2	4-2
Passing For 200 Yards or More	4-6	4-6
Passing For Less Than 200 Yards	0-1	0-1
Passing % Is Over 55%	4-6	4-6
Passing % Is Less Than 55%	0-1	0-1
Third Down Conversions is Over 40%	3-2	3-2
Third Down Conversion is Less Than 40%	1-5	1-5
Third Down Conversion is 40%	0-0	0-0
Gaining More Total Yards Than Opponent	4-3	4-3
Opponent Gains More Total Yards	0-4	0-4

MOST PLAYED OPPONENTS (AS OF 11/13/23)

1. SMU	43
2. Texas State	39
3. New Mexico St.	33
4. Sam Houston	31
UTEP	31
6. SFA	29
ULM	29
8. Trinity	27
9. Texas A&M-Commerce	26
ACU	26
11. Tulsa	25
12. West Texas A&M	23
13. Arkansas State	22
LA Tech	22
Memphis	22

RANKING COMPARISON

Category	UNT		UAB	
	Value	RK	Value	RK
Total Offense	482.4	9	444.9	21
Rush Offense	186.6	24	155.6	67
Pass Offense	295.7	14	289.3	18
Team Pass Eff.	149.2	34	148.9	36
Scoring Offense	33.5	25	28.8	56
Total Defense	473.9	130	416.0	107
Rush Defense	258.5	130	193.1	122
Pass Yds Allowed	215.5	49	222.9	60
Team Pass Eff. Defense	139.1	86	139.4	89
Scoring Defense	36.6	128	36.2	127
Turnover Margin	-0.36	97	0.00	62
3rd Down Conv Pct.	.420	45	.399	62
4th Down Conv Pct.	.581	101	.481	75
3rd Down Conv Pct D	.462	118	.500	130
4th Down Conv Pct D	.593	101	.565	93
Red Zone Offense	.902	28	.729	119
Red Zone Defense	.886	106	.849	81
Net Punting	40.7	27	37.1	96
Punt Return Avg	4.6	112	10.0	45
Kickoff Return Avg	19.5	78	18.5	89
First Downs Offense	260	15	262	13
First Downs Defense	258	126	245	112
Fewest Penalties/Game	4.6	16	6.4	86
Fewest Pen. Yds/Game	44.0	34	53.9	75
Time of Possession	28:32	101	29:41	73

PORTAL HUNTING

- Morris and his staff hit the transfer portal hard, bringing in 11 transfers from FBS schools this season.
- OL **Ethan Miner** joined the Mean Green and immediately became one of the most experienced players on the roster with 24 career starts in his time at Arkansas State.
- QB **Chandler Rogers** joined UNT after a strong two-year career at ULM. In 24 career games, Rogers passed for 3,704 yards and 24 touchdowns while completing 66.1 percent of his passes at ULM.
- UNT also welcomed Big 12 WR transfers **Blair Conwright** (TCU) and **Trey Cleveland** (Texas Tech). The duo brings over 1,000 yards of combined receiving production in their careers with their respective programs. The duo has combined to score each of the last four receiving touchdowns for the Mean Green.
- Cleveland has also been a first down and touchdown machine as 19 of his 24 catches have gone for either a first down or a touchdown.

MEAN GREEN AROUND THE WORLD

- UNT has a number of players who have arrived on campus with family backgrounds from across the world, including places such as Nigeria, Kenya, Tanzania and Australia.
- North Texas also has a strong Polynesian population with four players with family descent from the Polynesian islands.
- Members of the Mean Green will proudly wear a helmet decal of the country or territory's flag that represents their nationality or cultural heritage.

COUNTRIES REPRESENTED	
Nigeria (4) - Ayo Adeyi, Leke Asenuga, Nick Nakwaasah, Febechi Nwaiwu	
Kenya (2) - Desmond Magiya, Kaci Moreka	
Tonga (2) - Xzavior Kautai, Paula Vaipulu	
American Samoa (2) - Fatafehi Vailea, Sifa Leota	
Australia (1) - Adam Jacklin	
Canada (1) - Jaylen Smith	
Tanzania (1) - Samora Ezekiel	

COACH ERIC MORRIS

- **Eric Morris** is the youngest head coach UNT has hired since Lloyd Russell in 1942 after Jack Sisco was called up for service in World War II. He is also the seventh-youngest active head coach in Division I.
- A record-setting offensive play-caller with extensive experience in the state of Texas, Morris came to Denton following one season as offensive coordinator and quarterbacks coach at Washington State. He previously served as head coach at Incarnate Word in San Antonio for four seasons from 2018-21.
- In his first season at Wazzu, Morris engineered an offense that ranked first in the Pac 12 and 10th nationally in red zone efficiency, scoring 91.5 percent of its trips inside the 20. The Cougars' 52 points at Stanford were the most scored in a conference game since 2019, and the most in a road conference game since 2018.
- At UIW, Morris was twice named the Southland Conference Coach of the Year (2018, 2021). He led the Cardinals to two conference titles, twice reached the FCS playoffs, and left UIW as the program record holder for wins with 24.

GETTING IT DONE IN THE CLASSROOM

- In its first spring semester under head coach Eric Morris, UNT posted an impressive team grade-point average of 2.974, setting a program record for a semester GPA.
- UNT's roster features a total of 23 players who have already received their undergraduate degrees who will suit up this fall, tied for the eighth-most among FBS programs.
- In the 2022-23 academic year, UNT placed 53 players on the C-USA Commissioner's Honor Roll, including 31 players returning to the roster this season.
- A standout a member of the Dean's List and the SAAC (Student-Athlete Advisory Committee), junior safety **Nick Nakwaasah** was one of 11 student-athletes and the only football player to be a recipient of the Jim Castañeda Postgraduate Scholarship from Conference USA in the summer of 2023.
- Another standout on both the field and in the classroom, senior LB **Kevin Wood** was named one of two UNT representatives on the American SAAC board.

UNT UNIFORM TRACKER

In partnership with Nike, the UNT football program will unveil a large number of uniform combinations throughout the 2023 season.

Date	Opponent	Helmet	Jersey	Pants	Date	Opponent	Helmet	Jersey	Pants
9/2	Cal	White	Green	White	10/21	Tulane	Black	White	White
9/9	FIU	Black	Black	White	10/28	Memphis	Strut	Green	White
9/16	LA Tech	White	Green	Green	11/4	UTSA	White	Black	White
9/30	ACU	Green	Green	White	11/10	SMU	White	White	White
10/7	Navy	Black	Green	White	11/18	Tulsa	Green	White	White
10/14	Temple	Black	Black	Black	11/25	UAB			

THE LAST TIME NORTH TEXAS...

SCORING

Scored 30 or more points	35 at Tulsa (11/18/23)
Scored 40 or more points	42 vs. Memphis (10/28/23)
Scored 50 or more points	52 vs. FIU (11/5/22)
Scored 60 or more points	77 vs. Nicholls State (9/20/14)
Scored 70 or more points	77 vs. Nicholls State (9/20/14)
Scored 40 or more points in consecutive games.....	40 at LA Tech; 45 vs. Abilene Christian (9/16-9/30/23)
Scored 40 or more points in 3 consecutive games.....	46 vs. SMU; 58 vs. IWU; 44 at Arkansas; 47 at Liberty (9/1-9/22/18)
Scored 40 or more points in 4 consecutive games.....	46 vs. SMU; 58 vs. IWU; 44 at Arkansas; 47 at Liberty (9/1-9/22/18)

TOTAL OFFENSE

Had more than 400 total yards	593 at Tulsa (11/18/23)
Had more than 450 total yard	593 at Tulsa (11/18/23)
Had more than 500 total yards	593 at Tulsa (11/18/23)
Had more than 600 total yards	623 vs. FIU (11/5/22)
Had more than 700 total yards	768 at Middle Tennessee (10/17/20)

RUSHING OFFENSE

Rushed for 150 or more yards	299 at Tulsa (11/18/23)
Rushed for 200 or more yards	299 at Tulsa (11/18/23)
Rushed for 250 or more yards	299 at Tulsa (11/18/23)
Rushed for 300 or more yards	475 vs. LA Tech (10/15/22)
Rushed for 400 or more yards	475 vs. LA Tech (10/15/22)
Rushed for 450 or more yards	475 vs. LA Tech (10/15/22)

PASSING OFFENSE

Passed for 250 or more yards	294 at Tulsa (11/18/23)
Passed for 300 or more yards	411 vs. Memphis (10/28/23)
Passed for 350 or more yards	411 vs. Memphis (10/28/23)
Passed for 400 or more yards	411 vs. Memphis (10/28/23)
Passed for 500 or more yards	601 at SMU (9/8/07)
Passed for 600 or more yards	601 at SMU (9/8/07)

TEAM DEFENSE

Had 90+ tackles.....	92 (48 solo-44 assist) at UTSA (12/2/22)
Had 100+ tackles.....	103 (47 solo-56 assist) at UTSA (10/22/22)
Had 7+ sacks.....	7 vs. LA Tech (10/15/22)
Had 8+ sacks.....	13 vs. Nicholls (9/20/14)
Had 10+ tackles-for-loss.....	11 at Missouri (10/9/21)
Had 15+ tackles-for-loss.....	16 vs. Memphis (12/16/03)
Forced 4+ fumbles.....	5 vs. Northwestern State (9/4/21)
Forced 5+ fumbles.....	5 vs. Northwestern State (9/4/21)
Recovered 4+ fumbles	5 vs. UTEP (11/28/15)
Had 8+ pass breakups	8 vs. Texas Southern (9/10/22)
Had 10+ pass breakups	11 vs. ULM (11/2/02)
Had 3+ interceptions	3 vs. Temple (10/14/23)
Had 4+ interceptions	4 at UTEP (12/11/20)
Had 5+ interceptions	6 at Arkansas (9/15/18)
Forced 4+ turnovers	4 at SMU (9/11/21)
Forced 5+ turnovers	6 at Arkansas (9/15/18)
Allowed fewer than 75 total yards.....	49 vs. Lamar (11/5/83)
Allowed fewer than 100 total yards.....	95 vs. Abilene Christian (9/5/92)
Allowed fewer than 150 total yards.....	147 vs. FIU (11/22/14)
Allowed fewer than 200 total yards.....	147 vs. FIU (11/22/14)
Allowed fewer than 250 total yards.....	245 at FIU (11/20/21)
Allowed fewer than 300 total yards.....	258 vs. FIU (11/5/22)

THE LAST TIME NORTH TEXAS...

SCORING DEFENSE

Allowed 0 points	0 vs. Troy (10/30/03)
Allowed 3 or fewer points	3 vs. UTSA (9/21/19)
Allowed 7 or fewer points	7 at FIU (11/20/21)
Allowed 10 or fewer points	3 vs. UTSA (9/21/19)
Allowed 20 or fewer points	14 vs. Temple (10/14/23)

RUSHING DEFENSE

Allowed 0 or fewer rushing yards	-6 vs. Abilene Christian (9/5/92)
Allowed 20 or fewer rushing yards	4 vs. SMU (9/1/18)
Allowed 40 or fewer rushing yards	4 vs. SMU (9/1/18)
Allowed 60 or fewer rushing yards	58 at FIU (11/20/21)
Allowed 80 or fewer rushing yards	80 vs. LA Tech (10/15/22)
Allowed 100 or fewer rushing yards	80 vs. LA Tech (10/15/22)

PASSING DEFENSE

Allowed 10 or fewer passing yards	7 vs. Abilene Christian (9/1/94)
Allowed 30 or fewer passing yards	27 vs. Army (11/18/17)
Allowed 50 or fewer passing yards	27 vs. Army (11/18/17)
Allowed 100 or fewer passing yards	75 at Navy (10/7/23)
Allowed 150 or fewer passing yards	134 vs. UTSA (11/4/23)
Allowed 200 or fewer passing yards	134 vs. UTSA (11/4/23)

MISCELLANEOUS TEAM

Converted 30+ First Downs	32 at LA Tech (9/16/23)
Allowed 10 or Fewer First Downs	9 vs. SMU (9/1/18)
UNT wins when holding opponents to 10 points or less	42 consecutive, last loss at Marshall 7-0 (11/25/88)
Allowed an onside kick	at LA Tech (9/16/23)
Recovered an onside kick	at Tulane (10/21/23)
Last shutout win	21-0 vs. Troy (10/30/03)

NORTH TEXAS IN OT (3-2)

Oct. 30, 2021	UNT 30, Rice 24 (OT)
Dec. 27, 2016	Army 38, North Texas 31 (OT)
Sept. 24, 2016	North Texas 42, Rice 35 (2OT)
Sept. 12, 2009	Ohio 31, North Texas 30 (2OT)
Oct. 7, 2006	North Texas 25, FIU 22 (7OT)

UNT QUICK FACTS

LOCATION	Denton, Texas
FOUNDED	1890
PRESIDENT	Dr. Neal Smatresk
ENROLLMENT	40,796
ATHLETIC DIRECTOR	Jared Mosley
NICKNAME	Mean Green
COLORS	Green and White
HOME FIELD	DATCU Stadium
CAPACITY	30,850
SURFACE	Field Turf Cool Play
FIRST YEAR OF FOOTBALL	1913
YEARS OF FOOTBALL	107
CONFERENCE	American Athletic Conference
HEAD COACH	Eric Morris
OVERALL RECORD	28-25 (5th Season)
RECORD AT UNT	4-7 (2-5)
PRIMARY OFFENSE	Multiple
PRIMARY DEFENSE	3-3-5

UNT TEAM RECORD

OVERALL	541-541-33
FBS OVERALL	261-428-12
FBS HOME	129-118-3
FBS AWAY	121-275-9
FBS NEUTRAL	11-35
SINCE DIV 1-A (1995)	132-216
DATCU STADIUM RECORD	48-28

VS. FBS CONFERENCE

THE AMERICAN	39-106-1
ACC	10-11
BIG 12	27-86-1
BIG TEN	0-3
C-USA	85-55-6
INDEPENDENT	2-5
MAC	3-6
MOUNTAIN WEST	16-34-1
PAC 12	2-9
SEC	5-46
SUN BELT	72-67-3

CURRENT TEAM STREAKS

WINS	1
HOME WINS	0
AWAY WINS	1
AMERICAN WINS	1
AMERICAN LOSSES	0
LOSSES	0
HOME LOSSES	2
AWAY LOSSES	0
NON-CONFERENCE WINS	2
NON-CONFERENCE LOSSES	0



collegypressbox is the official media website for Division I football. Access and download game notes, quotes, statistics, media guides, headshots, logos and more for all FBS schools, conferences, postseason games, awards and the College Football Playoff. For access, please register for an account at collegypressbox.com/register.

THE LAST TIME A NORTH TEXAS PLAYER...

INDIVIDUAL RUSHING

Had a player rush for 100 more yards	126, Adaway; 121, Adeyi at Tulsa (11/18/23)
Had 2+ rush for 100+ yards	126, Adaway; 121, Adeyi at Tulsa (11/18/23)
Had 3+ rush for 100+ yards	169, Bean; 143 Torrey; 101 Siggers at MTSU (10/17/20)
Had a player with consecutive 100+ rush yards	Ayo Adeyi, 2 games (10/28-11/4/23)
Had a player with 3 consecutive 100+ rush yards	Ayo Adeyi, 3 games (9/16-10/7/23)
Had a player with 4 consecutive 100+ rush yards	DeAndre Torrey, 4 games (10/27-11/24/18)
Had a player rush for 150+	179, DeAndre Torrey vs. Marshall (10/15/21)
Had a player rush for 200+	245, DeAndre Torrey vs. Northwestern St. (9/4/21)
Had a player rush for 250+	251, Brandin Byrd at Tulsa (11/30/13)
Had a player rush for 300+	313, Lance Dunbar vs. MTSU (12/3/11)
Had a player rush for 2+ TDs	2, Isaiah Johnson vs. Abilene Christian (9/30/23)
Had 2+ players rush for TD	1, Adaway; 1, Rogers at Tulsa (11/18/23)
Had 3+ players rush for TD	1, Adaway; 1, Adeyi; 1, Horton; 1, Ragsdale vs. LA Tech (10/15/22)
Had 4+ players rush for TD	1, Adaway; 1, Adeyi; 1, Horton; 1, Ragsdale vs. LA Tech (10/15/22)
Had 2+ rush for 2+ TDs	3, DeAndre Torrey; 2, Ikaika Ragsdale vs. No. 15 UTSA (11/27/21)
Had a player rush for 3+ TDs	3, DeAndre Torrey vs. No. 15 UTSA (11/27/21)
Had a player rush for 4+ TDs	4, Lance Dunbar vs. MTSU (12/3/11)
Had a player rush for 5+ TDs	Never
Had a 50+ yard rushing play	77, Oscar Adaway III at Tulsa (11/18/23)*
Had a 60+ yard rushing play	77, Oscar Adaway III at Tulsa (11/18/23)*
Had a 70+ yard rushing play	77, Oscar Adaway III at Tulsa (11/18/23)*
Had an 80+ yard rushing play	92, Ayo Adeyi vs. LA Tech (10/15/22)*
Had a 90+ yard rushing play	92, Ayo Adeyi vs. LA Tech (10/15/22)*

INDIVIDUAL PASSING

Had a player pass for 200+	294, Chandler Rogers at Tulsa (11/18/23)
Had a player pass for 250+	294, Chandler Rogers at Tulsa (11/18/23)
Had a player pass for 300+	411, Chandler Rogers vs. Memphis (10/28/23)
Had a player pass for 400+	411, Chandler Rogers vs. Memphis (10/28/23)
Had a player pass for 500+	601, Daniel Meager at SMU (9/8/07)
Had a player pass for 600+	601, Daniel Meager at SMU (9/8/07)
Had a player pass for 2+ TDs	3, Chandler Rogers at Tulsa (11/18/23)
Had a player pass for 3+ TDs	3, Chandler Rogers at Tulsa (11/18/23)
Had a player pass for 4+ TDs	5, Chandler Rogers vs. Memphis (10/28/23)
Had a player pass for 5+ TDs	5, Chandler Rogers vs. Memphis (10/28/23)
Had a player pass for 6+ TDs	7, Mason Fine vs. UTEP (11/2/19)
Had a player pass for 7+ TDs	7, Mason Fine vs. UTEP (11/2/19)
Had a player pass for 8+ TDs	8, Giovanni Vizza vs. Navy (11/10/07)
Had a 50+ yard passing play	59, Chandler Rogers to Jordan Smart at Tulsa (11/18/23)*
Had a 60+ yard passing play	64, Chandler Rogers to Ja'Mori Maclin vs. Temple (10/14/23)
Had a 70+ yard passing play	80, Chandler Rogers to Ja'Mori Maclin vs. ACU (9/20/23)*
Had an 80+ yard passing play	80, Chandler Rogers to Ja'Mori Maclin vs. ACU (9/20/23)*

INDIVIDUAL RECEIVING

Had a player with 10+ receptions	11, Roderic Burns at LA Tech (9/16/23)
Had a player with 11+ receptions	11, Roderic Burns at LA Tech (9/16/23)
Had a player with 12+ receptions	12, Roderic Burns at SMU (9/11/21)
Had a player with 15+ receptions	15, Carlos Harris vs USM (10/18/14)
Had a player with 100+ receiving yards	120, Ward; 102, Burns vs. Memphis (10/28/23)
Had a player with consecutive 100+ rec. yards	Roderic Burns, 2 games (9/4-9/11/2021)**
Had a player with 3 consecutive 100+ rec. yards	Jaelon Darden, 3 games (11/28-12/11/20)
Had 2 players 100+ receiving yards	120, Ward; 102, Burns vs. Memphis (10/28/23)
Had a player with 150+ receiving yards	173, Jaelon Darden at UTEP (12/11/20)
Had a player with 200+ receiving yards	204, Jaelon Darden at MTSU (10/17/20)
Had a player with 250+ receiving yards	327, Casey Fitzgerald at SMU (9/8/07)
Had a player with 300+ receiving yards	327, Casey Fitzgerald at SMU (9/8/07)

* Scored a touchdown on the play

** Also 100+ rec. yards to open a season

THE LAST TIME A NORTH TEXAS PLAYER...

INDIVIDUAL RECEIVING

Had a player with 2+ receiving TDs.....	3, Burns; 2, Maclin vs. Memphis (10/28/23)
Had a player with consecutive rec. TD.....	Trey Cleveland; Blair Conwright, 2 games (11/4-11/10/23)
Had a player with 8 consecutive rec. TD.....	Ja'Mori Maclin, 8 games (9/2-10/28/23)
Had a player with 10+ consecutive rec. TD.....	Jaelon Darden, 10 games (11/30/19-12/11/20)
Had 3+ players with receiving TD.....	1, Sides; 1, Smart; 1, Ward at Tulsa (11/18/23)
Had 2+ players with 2+ receiving TDs.....	3, Burns; 2, Maclin vs. Memphis (10/28/23)
Had a player with 3+ receiving TDs.....	3, Roderic Burns vs. Memphis (10/28/23)
Had a player with 4+ receiving TDs.....	4, Jaelon Darden at UTEP (12/11/20)
Had a player with 5+ receiving TDs.....	5, Casey Fitzgerald vs. Navy (11/10/07)

OFFENSE MISC.

Had a 100+ yard rusher and 100+ yard receiver.....	104, Ayo Adeyi; 120, Damon Ward Jr. vs. Memphis (10/28/23)
Had a 150+ yard rusher and 150+ yard receiver.....	169, Jason Bean; 204, Jaelon Darden at Middle Tennessee (10/17/20)
Had a 100+ yard rusher and 300+ yard passer.....	104, Ayo Adeyi; 411, Chandler Rogers vs. Memphis (10/28/23)
Had a 100+ yd. rusher, 100+ yd. receiver, 300+ yd. passer.....	104, Ayo Adeyi; 120, Damon Ward Jr.; 411, Chandler Rogers vs. Memphis (10/28/23)
Scored a 2-point conversion.....	Rush, Chandler Rogers vs. UTSA (11/4/23)

INDIVIDUAL DEFENSE

Had 15+ tackles.....	15 (8 solo/7 assist), Jordan Brown at Tulane (10/21/23)
Had 20+ tackles.....	21 (9 solo/12 assist), Chris Hurd at Air Force (9/13/03)
Had 3+ sacks.....	3.0, Mazin Richards vs. LA Tech (10/15/22)
Had 4+ tackles for loss.....	4.0, KD Davis at Missouri (10/9/21)
Had 2+ interceptions.....	2, Ridge Texada vs. Florida Atlantic (10/1/22)
Had 3+ interceptions.....	3, Ken Fontno vs. Wichita State (11/20/71)
Returned an interception for a TD.....	58 yards by Ridge Texada vs. FAU (10/1/22)
Had 4+ pass breakups.....	4, Ridge Texada vs. Florida Atlantic (10/1/22)
Returned a fumble for a TD.....	37 yards by Grayson Murphy; 53 yards by KD Davis at Southern Miss (11/6/21)
Returned two fumbles for a TD.....	37 yards by Grayson Murphy; 53 yards by KD Davis at Southern Miss (11/6/21)
Recorded two defensive TDs.....	37-yard fumble recovery by Grayson Murphy; 53-yard fumble recovery by KD Davis at Southern Miss (11/6/21)
Recorded a safety.....	Team safety vs. Southern Miss (11/19/16)

INDIVIDUAL SPECIAL TEAMS

Made 3+ field goals.....	4, Noah Rauschenberg at LA Tech (9/16/23)
Made 4+ field goals.....	4, Noah Rauschenberg at LA Tech (9/16/23)
Made 5+ field goals.....	4, Noah Rauschenberg at LA Tech (9/16/23)
Made a 50+ yard field goal.....	51, Ethan Mooney at Charlotte (10/26/19)
Made a 60+ yard field goal.....	61, Garrett Courtney vs. Idaho (10/31/98)
Had a 60+ yard punt.....	64, Sawyer Evans at LA Tech (9/16/23)
Had a 70+ yard punt.....	70, Berna Rodriguez vs. Miami (OH) (12/23/21)
Had an 80+ yard punt.....	92, Toby Gowin vs. Vanderbilt (10/12/96)
Had a 90+ yard punt.....	92, Toby Gowin vs. Vanderbilt (10/12/96)
Returned a kickoff for a TD.....	99 yards by Kaylon Horton at UNLV (9/17/22)
Returned a punt for a TD.....	90 yards by Keegan Brewer at Arkansas (9/15/18)
Blocked a punt.....	Dion Novil at LA Tech (9/25/21)
Blocked 2+ punts.....	vs. Old Dominion (10/28/17)
Blocked a FG.....	DeShawn Gaddie at MTSU (10/17/20)
Blocked a PAT.....	Roderick Brown vs. California (9/2/23)
Returned a blocked punt for a TD.....	20 yards, Dominique Harrison vs. MTSU (10/19/19)
Returned a blocked FG for a TD.....	66 yards, Phillip Littlejohn vs. Idaho (10/4/97)

THE LAST TIME A NORTH TEXAS OPPONENT...**RUSHING OFFENSE**

Rushed for 150+ yards	318, SMU (11/10/23)
Rushed for 200+ yards	318, SMU (11/10/23)
Rushed for 250+ yards	318, SMU (11/10/23)
Rushed for 300+ yards	318, SMU (11/10/23)
Rushed for 400+ yards	500, App St. (12/21/20)
Rushed for 500+ yards	500, App St. (12/21/20)

PASSING OFFENSE

Passed for 300+ yards	330, Memphis (10/28/23)
Passed for 400+ yards	424, LA Tech (10/15/22)
Passed for 500+ yards	563, Houston (9/10/11)

TOTAL OFFENSE

Had 400+ yards of total offense.....	434, Tulsa (11/18/23)
Had 450+ yards of total offense.....	552, SMU (11/10/23)
Had 500+ yards of total offense.....	552, SMU (11/10/23)
Had 600+ yards of total offense.....	600, Memphis (10/28/23)

INDIVIDUAL RUSHING

Had a player rush for 100+ yards	115, Anthony Watkins, Tulsa (11/18/23)
Had 2 players rush for 100+ yards	129, Jaylan Knighton; 106, LJ Johnson Jr., SMU (11/10/23)
Had a player rush for 150+ yards	169, Blake Watson, Memphis (10/28/23)
Had a player rush for 200+ yards	227, Aidan Robbins, UNLV (9/17/22)
Had a player rush for 300+ yards	319, Camerun Peoples, App St. (12/21/20)
Had a player rush for 2+ TDs	2, Kevorian Barnes, UTSA (11/4/23)
Had a player rush for 3+ TDs	3, Brandon Thomas, Memphis (10/28/23)
Had a player rush for 4+ TDs	5, Camerun Peoples, App St. (12/21/20)
Had a player rush for 5+ TDs	5, Camerun Peoples, App St. (12/21/20)

INDIVIDUAL RECEIVING

Had a player receive 100+ yards.....	100, Blake Watson, Memphis (10/28/23)
Had a player receive 200+ yards.....	208, Kalib Woods, FAU (12/2/17)
Had 2 players receive 100+ yards	166, Rashee Rice; 103, Jordan Kerley, SMU (9/3/22)
Had a player receive 3+ TDs	3, Blayne Taylor, Abilene Christian (9/30/23)
Had a player receive 4+ TDs	4, Cortland Sutton, SMU (9/9/17)

SCORING

Scored 30+ points	45, SMU (11/10/23)
Scored 40+ points	45, SMU (11/10/23)
Scored 50+ points	58, California (9/2/23)
Scored 60+ points	65, SMU (9/19/20)

MISC.

Returned a kickoff for a TD.....	100 yards by Duron Lowe, UTEP (11/2/19)
Returned a punt for a TD.....	72 yards by Demario Douglas, Liberty (10/23/21)
Returned a kickoff & punt for a TD same game.....	Houston (9/28/19)
Returned an INT for a TD	40 yards by Hezekiah Masses, FIU (9/9/23)
Returned 2 INT for a TD	Jaylon Allen and Xavier Cullens, Memphis (9/24/22)
Returned a fumble for a TD	20 yards by Gregory Grate, Middle Tennessee (10/17/20)
Returned a blocked punt for a TD	0 yards by Brandon Moss, UTEP (11/26/16)
Blocked a punt.....	Avery Morris, UTSA (10/22/22)
Blocked a PAT	JaQues Evans, WKU (10/29/22)
Blocked a FG.....	Keny Seymour Jr., Rice (11/26/22)
Returned a blocked FG for a TD	62 yards by Derrick Strozier, Tulane (10/5/13)
Recorded a safety	TEAM, UNLV (9/17/22)
Scored a 2-point conversion.....	Run, Keyone Jenkins, FIU (9/9/23)

DEPTH CHART VS. UAB

OFFENSE

Z	8 DAMON WARD JR. (5-11, 210, JR.) <u>OR</u>
	7 TREY CLEVELAND (6-1, 193, JR.)
Y	2 RODERIC BURNS (5-9, 190, SR.)
	0 Blair Conwright (5-11, 181, Jr.)
LT	77 KACI MOREKA (6-5, 291, SR.)
	79 Howard Sampson (6-8, 325, R-Fr.)
LG	65 GABE BLAIR (6-2, 294, JR.)
	71 Leke Asenuga (6-2, 300, So.)
C	67 ETHAN MINER (6-2, 296, JR.)
	78 Daizion Carroll (6-1, 314, Sr.)
RG	54 FEBECHI NWAIWU (6-4, 316, SO.)
	60 Paula Vaipulu (6-3, 300, Jr.)
RT	64 JETT DUNCAN (6-1, 282, JR.)
	74 Larry Moore (6-6, 274, Jr.)
X	9 JA'MORI MACLIN (5-11, 183, SO.)
	1 Kaylon Horton (5-9, 173, Sr.)
H	22 LANDON SIDES (5-11, 179, FR.)
	15 Jordan Smart (5-10, 185, Jr.)
TE	88 XZAVIOR KAUTAI (6-0, 235, SO.) <u>OR</u>
	84 CHRISTIAN LEE (6-3, 221, SO.)
QB	4 CHANDLER ROGERS (6-0, 195, JR.)
	3 Stone Earle (6-0, 207, Jr.)
RB	27 OSCAR ADAWAY III (5-10, 219, JR.) <u>OR</u>
	5 AYO ADEYI (5-7, 192, JR.)

DEFENSE

END	44 MAZIN RICHARDS (6-1, 240, SR.)
	96 Vic Alobwede (6-5, 266, Jr.)
NOSE	10 RODERICK BROWN (5-11, 303, JR.)
	94 Marcus Moore (6-0, 300, Jr.)
LEO	51 FATAFEHI VAILEA (6-1, 282, SO.)
	95 Kortlin Rausaw (6-3, 275, Jr.)
SLB	32 ETHAN WESLOSKI (6-1, 229, R-FR.)
	36 Jaylen Smith (5-11, 214, Jr.)
MLB	15 CARSON KROPP (6-1, 230, SR.)
	42 Sifa Leota (6-2, 221, So.)
WLB	19 JORDAN BROWN (6-1, 228, JR.)
	34 CJ Garnett (6-0, 220, So.) <u>OR</u>
	22 Matthew Moore (6-0, 220, Fr.)
FS	1 LOGAN WILSON (5-10, 170, JR.)
	23 Bryce Linder (6-0, 176, So.)
BS	0 PHIL HILL (6-0, 198, JR.) <u>OR</u>
	16 EVAN JACKSON (5-11, 176, FR.)
STAR	14 JAYVEN ANDERSON (6-0, 202, FR.) <u>OR</u>
	11 PATRICK SMITH (5-9, 184 R-FR.)
CB	5 RIDGE TEXADA (5-8, 181, JR.)
	17 Taylor Starling (5-9, 163, Fr.)
CB	6 LORONZO THOMPSON (5-11, 169, JR.)
	8 John Davis (6-0, 187, Sr.)

SPECIAL TEAMS

K	99 NOAH RAUSCHENBERG (6-0, 198, SR.)
	40 Kali Nguma (5-10, 183, Fr.)
P	41 SAWYER EVANS (6-3, 203, JR.) <u>OR</u>
	29 ADAM JACKLIN (5-11, 195, FR.)
H	41 SAWYER EVANS (6-3, 203, JR.)
	47 JP Hadley (6-3, 234, Sr.)
KR	1 KAYLON HORTON (5-9, 173, SR.)
	8 Damon Ward Jr. (5-11, 210, Jr.)
PR	2 RODERIC BURNS (5-9, 190, SR.)
	22 Landon Sides (5-11, 179, FR.)
LS	47 JP HADLEY (6-3, 234, SR.)
	49 Collin Brown (5-11, 240, Jr.)

CAREER PARTICIPATION

NAME	GP	GS	CONS
RAUSCHENBERG, Noah	55	0	--
HORTON, Kaylon	51	8	--
WOOD, Kevin	51	21	--
CLEVELAND, Trey	50	11	2
CONWRIGHT, Blair	49	8	--
BURNS, Roderick	48	33	6
CARROLL, Daizion	47	26	3
DAVIS, John	46	26	--
MOREKA, Kaci	46	29	16
RICHARDS, Mazin	46	44	37*
BROWN, Jordan	45	10	7
DUNCAN, Jett	45	26	25
TEXADA, Ridge	45	23	1
THOMPSON, Loronzo	44	10	2
KROPP, Carson	43	4	2
MINER, Ethan	43	35	34*
SMITH, Jaylen	38	4	--
ALOBWEDE, Vic	37	9	3
BLAIR, Gabe	37	36	35
WARD, Damon	37	23	--
ASENUGA, Leke	36	1	1
BROWN, Roderick	36	25	7
JOHNSON, Kadren	35	8	--
ROGERS, Chandler	35	27	9
SMART, Jordan	35	14	--
ADEYI, Ayo	33	10	7
JOHNSON, Isaiah	33	3	--
LEE, Christian	31	3	--
ADAWAY, Oscar	30	6	--
HILL, Phil	30	7	--
MACLIN, Ja'Mori	30	12	11
RAUSAW, Kortlin	30	0	--
GUILLORY, Alphia	29	0	--
RAGSDALE, Ikaika	29	9	--
VAIPULU, Paula	28	9	--
WILSON, Logan	27	19	--
HADLEY, JP	26	0	--
WEST, Harold	26	0	--
NWAIWU, Febechi	25	19	--
NAKWAASAH, Nick	24	3	1
VAILEA, Fatafehi	24	18	--
KAUTAI, Xzavior	23	5	1
ROACH, Kaghen	23	1	--
WILLIAMS, Dillion	23	0	--
EVANS, Sawyer	22	0	--
LUCKETT, Tarik	22	2	--
MCMILLAN, Zhighlil	20	1	--
MORRIS, Dorian	20	0	--
EARLE, Stone	19	10	--
CARTER, J'Kalon	18	9	--
MOORE, Marcus	17	2	--
LEOTA, Sifa	16	1	--
RUDER, Jace	16	5	--
JACKSON, BK	15	0	--
LINDER, Bryce	15	3	--
SMITH, Patrick	15	7	1
MOORE, Larry	13	0	--
WESLOSKI, Ethan	13	10	5
GARNETT, CJ	11	0	--
JACKSON, Evan	11	1	1
WILSON, West	11	0	--
SIDES, Landon	10	2	--
ANDERSON, Jayven	9	2	--
BROWN, Chavez	8	0	--
ROCQUEMORE, Richard	7	0	--
AYERS, Trent	6	0	--
HEAD, JD	6	2	--
WRIGHT, Chris	6	0	--
TRAYLOR, Christian	5	0	--
FARRAR, Qualon	4	0	--
JACKLIN, Adam	4	0	--
HAMILTON, K'Von	3	0	--
NELSON, Brian	3	0	--
SAMPSON, Howard	3	0	--
STARLING, Taylor	3	1	--
LEWIS, Kollin	2	0	--
DUDLEY, Dallas	1	0	--
EZEKIEL, Samora	1	0	--
GREEN, Rodney	1	0	--
GREENE, Evan	1	0	--
MAGIYA, Desmond	1	0	--
REEVES, Caden	1	0	--
VILLANUEVA, Isaiah	1	0	--

* includes previous institution

PRONUNCIATION GUIDE

Oscar ADAWAY III	ADD-away	ZHIGHLIL McMillan	ZYE-lil
AYO ADEYI	EYE-OH uh-DAY-ee	KACI MOREKA	kay-SEE mor-EE-cuh
Vic ALOBWEDE	AL-ub-WAY-dey	Nick NAKWAASAH	na-KWA-sah
JAYVEN Anderson	JAY-vin	KALI NGUMA	kaw-LEE UN-goo-MUH
LEKE ASENUGA	LAY-kay OSH-uh-NEW-guh	FEBECHI NWAIWU	fuh-BETCH-ee WEE-woo
CHAVEZ Brown	CHA-vez	IKAIKA Ragsdale	ee-ky-kuh
DAIZION Carroll	DAZE-ee-on	Kortlin RAUSAW	rah-saw
J'KALON Carter	juh-KAY-lun	Noah RAUSCHENBERG	RAW-shin-BURG
Stone EARLE	Earl	MAZIN Richards	MAY-zin
QUALON FARRAR	KWAY-lin FUH-rawr	Richard ROCQUEMORE	Rock-UH-more
DEMERRICK Gary	DIM-rick	Jace RUDER	ROO-durr
Dylan GEBBIA	JEB-ee-UH	Isaac SOHN	SONE (like CONE)
Alphia GUILLORY	GILL-or-ee	Corey SWINEY	SWEE-knee
K'VON Hamilton	kuh-VON	Ridge TEXADA	tuh-HA-duh
KAYLON Horton	Kay-LON (like ON)	LORONZO Thompson	loh-RON-zoh
KADREN Johnson	KAY-drin	FATAFEHI VAILEA	FAH-tah-FAY-hee vye-LEE-uh
XZAVIOR KAUTAI	ex-AY-vee-YOR KUH-tie	PAULA VAIPULU	POW-luh vye-POO-lew
Carson KROPP	like Crop	Ethan WESLOSKI	wez-LOS-kee
SIFA LEOTA	SEE-fuh lee-OH-tuh	DILLION Williams	DILL-un
TARIK LUCKETT	TUH-reek LUH-KETT		
Desmond MAGIYA	muh-GEE-yuh		

NORTH TEXAS MEAN GREEN ROSTER

ALPHABETICAL ROSTER

NO.	PLAYER, POS.
46	Brad Adamcik, TE
27	Oscar Adaya III, RB
5	Ayo Adeyi, RB
96	Vic Alobwede, DL
14	Jayven Anderson, S
71	Leke Asenuga, OL
40	Trent Ayers, DL
65	Gabe Blair, OL
24	Chavez Brown, LB
49	Collin Brown, LS
19	Jordan Brown, LB
10	Roderick Brown, DL
98	Dadrian Burleson, DL
2	Roderic Burns, WR
78	Daizion Carroll, OL
14	J'Kalon Carter, WR
7	Trey Cleveland, WR
0	Blair Conwright, WR
83	Zack Darkoch, WR
8	John Davis, CB
47	Harrison Dempsey, S
82	Dallas Dudley, WR
64	Jett Duncan, OL
3	Stone Earle, QB
41	Sawyer Evans, P
58	Samora Ezekiel, OL
53	Blake Fann, DL
20	Qualon Farrar, RB
34	CJ Garnett, LB
16	Dylan Gebbia, QB
48	Rodney Green Jr., DL
85	Evan Greene, WR
20	Alphie Guillory, S
47	JP Hadley, LS
92	K'Von Hamilton, DL
10	JD Head, QB
0	Phil Hill, S
1	Kaylon Horton, WR
39	Karter Houchin, LB
29	Adam Jacklin, P
21	BK Jackson, RB
16	Evan Jackson, S
23	Isaiah Johnson, RB
45	Kadren Johnson, DL
68	Keon Johnson, OL
30	Loren Johnson, CB
88	Xzavior Kautai, TE
15	Carson Kropp, LB
69	Ryan Krueger, OL
84	Christian Lee, TE
42	Sifa Leota, LB
25	Kollin Lewis, CB
23	Bryce Linder, S
18	Tarik Lockett, CB
9	Ja'Mori Maclin, WR
87	Tim Madison, WR
76	Desmond Magiya, OL
49	Kamdon McFarland, S
25	Makenzie McGill, RB
80	Zhigllil McMillan, WR
67	Ethan Miner, OL
26	Dietrich Moore, LB
74	Larry Moore, OL
94	Marcus Moore, DL
22	Matthew Moore, LB
77	Kaci Moreka, OL
18	Dorian Morris, WR

NUMERICAL ROSTER

No.	Name	Pos.	Ht.	Wt.	Class.	Hometown / Previous School
0	Blair Conwright	WR	5-11	181	Jr.	Lubbock, TX / TCU
0	Phil Hill	S	6-0	198	Jr.	Spring, TX / UNLV
1	Kaylon Horton	WR	5-9	173	Sr.	Houston, TX / Tarleton State
1	Logan Wilson	S	5-10	170	Jr.	Dallas, TX / ULM
2	Roderic Burns	WR	5-9	190	Sr.	Houston, TX / Lamar HS
3	Stone Earle	QB	6-0	207	Jr.	Keller, TX / ACU
3	Jace Ruder	LB	6-2	222	Sr.	Norton, KS / North Carolina
4	Chandler Rogers	QB	6-0	195	Jr.	Mansfield, TX / ULM
4	Dillion Williams	S	5-11	178	So.	Nacogdoches, TX / HS
5	Ayo Adeyi	RB	5-7	192	Jr.	Mansfield, TX / Legacy HS
5	Ridge Texada	CB	5-8	181	Jr.	Frisco, TX / McNeese State
6	Ikaika Ragsdale	RB	5-11	218	Jr.	Las Vegas, NV / Bishop Gorman HS
6	Loranzo Thompson	CB	5-11	169	Jr.	Friendswood, TX / Clear Brook HS
7	Trey Cleveland	WR	6-1	193	Jr.	Arlington, TX / Texas Tech
7	Nick Nakwaasah	S	5-11	199	Jr.	Dallas, TX / Central Arkansas
8	John Davis	CB	6-0	187	Sr.	Euleless, TX / Texas Tech
8	Damon Ward Jr.	WR	5-11	210	Jr.	Beaumont, TX / West Brook HS
9	Ja'Mori Maclin	WR	5-11	183	So.	Kirkwood, MO / Missouri
10	Roderick Brown	DL	5-11	303	Jr.	Forney, TX / North Forney HS
10	JD Head	QB	6-2	179	So.	Pearland, TX / LA Tech
11	Patrick Smith	S	5-9	184	R-Fr.	Sugar Land, TX / Clements HS
13	Brian Nelson II	CB	6-0	183	Fr.	Pearland, TX / Shadow Creek HS
13	Josh Smith	TE	6-0	234	So.	Tampa, FL / College of the Canyons
14	Jayven Anderson	S	6-0	202	Fr.	Houston, TX / North Shore HS
14	J'Kalon Carter	WR	5-10	166	Jr.	Aubrey, TX / Illinois State
15	Carson Kropp	LB	6-1	230	Sr.	Owasso, OK / Oklahoma State
15	Jordan Smart	WR	5-10	185	Jr.	Round Rock, TX / UT Permian Basin
16	Dylan Gebbia	QB	6-0	177	Fr.	Los Angeles, CA / Hawaii
16	Evan Jackson	S	5-11	176	Fr.	Houston, TX / North Shore HS
17	Taylor Starling	CB	5-9	163	Fr.	Dallas, TX / South Oak Cliff HS
18	Tarik Lockett	CB	6-2	184	Sr.	Compton, CA / Arizona State
18	Dorian Morris	WR	5-10	190	Jr.	Mesquite, TX / Poteet HS
19	Jordan Brown	LB	6-1	228	Jr.	Huntsville, TX / HS
20	Qualon Farrar	RB	5-5	195	R-Fr.	Dallas, TX / South Oak Cliff HS
20	Alphie Guillory	S	5-9	202	Jr.	DeSoto, TX / HS
21	BK Jackson	RB	5-11	213	So.	Missouri City, TX / Ridge Point HS
21	Kevin Wood	LB	5-10	213	Sr.	Converse, TX / Judson HS
22	Matthew Moore	LB	6-0	220	Fr.	Killeen, TX / Ellison HS
22	Landon Sides	WR	5-11	179	Fr.	Denton, TX / Guyer HS
23	Isaiah Johnson	RB	5-10	210	Jr.	Lubbock, TX / Cooper HS
23	Bryce Linder	S	6-0	176	So.	College Station, TX / Blinn College
24	Chavez Brown	LB	6-1	224	So.	Houma, LA / Butler CC
25	Kollin Lewis	CB	5-11	194	Fr.	Gladewater, TX / HS
25	Makenzie McGill	RB	5-9	192	Fr.	Mount Vernon, TX / HS
26	Dietrich Moore	LB	5-10	215	Fr.	Broken Arrow, OK / HS
27	Oscar Adaya III	RB	5-10	219	Jr.	North Little Rock, AR / HS
27	Harold West	S	6-1	188	Jr.	Arlington, TX / Lamar HS
29	Adam Jacklin	P	5-11	195	Fr.	Melbourne, Australia / Whitefrairs College
29	Caden Park	CB	6-0	188	R-Fr.	McKinney, TX / Boyd HS
30	Grayson Ward	S	5-6	180	R-Fr.	Aubrey, TX / HS
30	Loren Johnson	CB	6-3	190	Jr.	Bakersfield, CA / Bakersfield College
32	Ethan Wesloski	LB	6-1	229	R-Fr.	McKinney, TX / Boyd HS
34	CJ Garnett	LB	6-0	220	So.	Keller, TX / Blinn College
35	Chris Wright	DL	6-3	230	So.	Aledo, TX / HS
36	Jaylen Smith	LB	5-11	214	Jr.	Hamilton, Ontario / St. Thomas More (CT) School
36	Caden Yates	LS	6-1	213	Fr.	Argyle, TX / HS
38	Christian Traylor	CB	5-8	188	So.	Arlington, TX / Martin HS
39	Karter Houchin	LB	5-10	218	R-Fr.	Decatur, TX / HS
40	Trent Ayers	DL	6-1	218	Jr.	Arlington, TX / Navarro College
40	Kali Nguma	K	5-10	183	Fr.	Mission, TX / Sharyland HS
41	Sawyer Evans	P	6-3	203	Jr.	Arlington, TX / Texas Southern
41	Corey Swiney	S	5-10	186	Fr.	Pearland, TX / Shadow Creek HS
42	Sifa Leota	LB	6-2	221	So.	Euleless, TX / Trinity HS
43	Jax Van Zandt	LB	6-0	219	R-Fr.	Alabaster, AL / Thompson HS
44	Mazin Richards	DL	6-1	240	Sr.	Burleson, TX / Eastern New Mexico
45	Kadren Johnson	DL	6-1	247	Sr.	Lewisville, TX / ACU

NORTH TEXAS MEAN GREEN ROSTER

NUMERICAL ROSTER

No.	Name	Pos.	Ht.	Wt.	Class.	Hometown / Previous School
46	Brad Adamcik	TE	6-4	207	So.	Keller, TX / HS
47	Harrison Dempsey	DB	5-11	200	So.	Gainesville, TX / Oklahoma State
47	JP Hadley	LS	6-3	234	Sr.	Lacey, NJ / West Virginia
48	Rodney Green Jr.	DL	6-3	260	Jr.	Philadelphia, PA / Hutchinson CC
49	Collin Brown	LS	5-11	240	Jr.	Austin, TX / Blinn College
49	Kamdon McFarland	S	6-0	204	So.	Mansfield, TX / Lake Ridge HS
50	Kade Sink	LB	6-1	211	Fr.	Friendswood, TX / Bay Area Christian
51	Fatafehi Vailea	DL	6-1	282	So.	Oakland, CA / Desert Pines (NV) HS
53	Blake Fann	DL	6-1	230	Fr.	Frisco, TX / Lone Star HS
54	Febechi Nwaiwu	OL	6-4	316	So.	Coppell, TX / HS
56	Dameon Smallwood	OL	6-3	318	R-Fr.	Denison, TX / HS
57	Austin Williams	LB	5-11	227	So.	Irving, TX / HS
58	Samora Ezekiel	OL	6-2	265	R-Fr.	Fort Worth, TX / Paschal HS
60	Paula Vaipulu	OL	6-3	300	Jr.	Channelview, TX / Georgia Tech
62	Caden Reeves	OL	6-3	315	So.	Argyle, TX / HS
64	Jett Duncan	OL	6-1	282	Jr.	The Woodlands, TX / HS
65	Gabe Blair	OL	6-2	294	Jr.	Denton, TX / Guyer HS
67	Ethan Miner	OL	6-2	296	Jr.	West Hartford, CT / Arkansas State
68	Keon Johnson	OL	6-4	404	Fr.	Akron, OH / Archbishop Hoban HS
69	Ryan Krueger	OL	6-2	255	Fr.	Hurst, TX / LD Bell HS
70	Isaac Sohn	OL	6-5	271	Fr.	Aledo, TX / HS
71	Leke Asenuga	OL	6-2	300	So.	Houston, TX / New Mexico
72	Isaiah Villanueva	OL	6-2	279	R-Fr.	Katy, TX / Paetow HS
74	Larry Moore	OL	6-6	274	Jr.	Missouri City, TX / Texas Tech
76	Desmond Magiya	OL	6-5	272	Fr.	McKinney, TX / HS
77	Kaci Moreka	OL	6-5	291	Sr.	Arlington, TX / Trinity Valley CC
78	Daizion Carroll	OL	6-1	314	Sr.	Waco, TX / Midway HS
79	Howard Sampson	OL	6-8	325	R-Fr.	Humble, TX / HS
80	Zhighlil McMillan	WR	6-0	208	So.	Frisco, TX / Independence HS
81	Richard Rocquemore	WR	5-10	176	So.	Mansfield, TX / ACU
82	Dallas Dudley	WR	6-2	190	R-Fr.	Flower Mound, TX / Oklahoma
83	Zack Darkoch	WR	5-10	160	Fr.	Coppell, TX / HS
84	Christian Lee	TE	6-3	221	Jr.	Friendswood, TX / HS
85	Evan Greene	WR	5-11	191	So.	Dallas, TX / Parish Episcopal
86	Kaden Taylor	WR	5-9	160	So.	Azle, TX / Northwestern Oklahoma State
87	Tim Madison	WR	6-0	173	Fr.	Frisco, TX / Lebanon Trail HS
88	Xzavior Kautai	TE	6-0	235	So.	Euless, TX / Trinity HS
89	West Wilson	TE	6-1	248	Fr.	Allen, TX / Lovejoy HS
90	Kaghen Roach	DL	6-5	257	Jr.	Celina, TX / Blinn College
91	Keith Smith	DL	6-2	255	Fr.	Dallas, TX / South Oak Cliff HS
92	K'Von Hamilton	DL	6-1	238	So.	Parker, TX / Pittsburg State
93	Drumani West-Asoma	DL	6-3	223	Fr.	Mansfield, TX / HS
94	Marcus Moore	DL	6-0	300	Jr.	The Colony, TX / Coffeyville CC
95	Kortlin Rausaw	DL	6-3	275	So.	Wylie, TX / HS
96	Vic Alobwede	DL	6-5	266	Jr.	Stone Mountain, GA / UMass
98	Dadrian Burseson	DL	6-0	328	Jr.	Dallas, TX / Texas College
99	Noah Rauschenberg	K	6-0	198	Sr.	Tulsa, OK / Baylor

ALPHABETICAL ROSTER

NO.	PLAYER, POS.
7	Nick Nakwaasah, S
13	Brian Nelson II, CB
40	Kali Nguma, K
54	Febechi Nwaiwu, OL
29	Caden Park, CB
6	Ikaika Ragsdale, RB
95	Kortlin Rausaw, DL
99	Noah Rauschenberg, K
62	Caden Reeves, OL
44	Mazin Richards, DL
90	Kaghen Roach, DL
81	Richard Rocquemore, WR
4	Chandler Rogers, QB
3	Jace Ruder, LB
79	Howard Sampson, OL
22	Landon Sides, WR
50	Kade Sink, LB
56	Dameon Smallwood, OL
15	Jordan Smart, WR
36	Jaylen Smith, LB
13	Josh Smith, TE
91	Keith Smith, DL
11	Patrick Smith, S
70	Isaac Sohn, OL
17	Taylor Starling, CB
41	Corey Swiney, S
86	Kaden Taylor, WR
5	Ridge Texada, CB
6	Loranzo Thompson, CB
38	Christian Traylor, CB
51	Fatafehi Vailea, DL
60	Paula Vaipulu, OL
43	Jax Van Zandt, LB
72	Isaiah Villanueva, OL
8	Damon Ward Jr., WR
30	Grayson Ward, S
32	Ethan Wesloski, LB
27	Harold West, S
93	Drumani West-Asoma, DL
57	Austin Williams, LB
4	Dillion Williams, S
1	Logan Wilson, S
89	West Wilson, TE
21	Kevin Wood, LB
35	Chris Wright, DL
36	Caden Yates, LS

COACHING STAFF

Head Coach: Eric Morris (Texas Tech, 2008)

Assoc. Head Coach/Special Teams Coord.: Drew Svoboda (SFA, 1999)

Asst. Head Coach/Tight Ends: Chris Gilbert (Angelo St., 1999)

Defensive Coordinator/Corners: Matt Caponi (Mt. Union, 2005)

Offensive Coordinator/Wide Receivers: Jordan Davis (Texas Tech, 2014)

Asst. Coach/Quarterbacks: Sean Brophy (UIW, 2018)

Asst. Coach/Running Backs: Patrick Cobbs (UNT, 2005)

Asst. Coach/Offensive Line: Jon Cooper (Oklahoma, 2009)

Asst. Coach/Defensive Line: Demerick Gary (SMU, 2019)

Asst. Coach/Safeties: Clay Jennings (UNT, 1997)

Asst. Coach/Linebackers: Colby Kratch (Toledo, 2013)

BROADCAST BIOS - OFFENSE



0

BLAIR CONWRIGHT

JR • WR • 5-11 • 181

Lubbock, TX

TCU

CAREER GAME HIGHS

Rec.: 6 (vs. Kansas State, 2020)
 Rec. Yds: 75 (vs. UTSA, 2023)
 Rec. TDs: 1 (5x, last at SMU, 2023)
 Long Rec.: 47 (at Iowa State, 2021)
 100 yd games: --

• Transfer from TCU ... 2 rec., 40 yds. at Tulsa ... 4 rec., 61 yds., TD at SMU ... 5 rec., 75 yds., TD vs. UTSA ... 4 rec., 70 yds. at Tulane ... UNT debut vs. Cal

2023 SEASON GAME HIGHS

Rec.: 5 (vs. UTSA)
 Rec. Yds: 75 (vs. UTSA)
 Rec. TDs: 1 (2x, last at SMU)
 Long Rec.: 43 (at Tulane)
 100 yd games: --



1

KAYLON HORTON

SR • WR • 5-9 • 173

Houston, TX

Tarleton State

CAREER GAME HIGHS

Rushes: 3 (vs. LA Tech, 2022)
 Rush. Yds: 97 (vs. LA Tech, 2022)
 Rush. TDs: 1 (2x, last vs. LA Tech, 2022)
 Rec.: 5 (2x, last vs. S. Utah, 2021)
 Rec. Yds: 58 (2x, last vs. UTSA, 2022)
 Rec. TDs: 1 (2x, last at WKU, 2022)

• In 2022, he was 1 of 9 FBS players with a Rush, Rec and KR TD ... 11-yd. rush vs. Memphis ... scored first rec. TD of season vs. Temple ... 2 rec., 12 yds. at FIU

2023 SEASON GAME HIGHS

Rushes: 2 (at LA Tech)
 Rush. Yds: 11 (vs. Memphis)
 Rush. TDs: --
 Rec.: 2 (at FIU)
 Rec. Yds: 12 (2x, last vs. ACU)
 Rec. TDs: 1 (vs. Temple)



2

RODERIC BURNS

SR • WR • 5-9 • 190

Houston, TX

Lamar HS

CAREER GAME HIGHS

Rec.: 12 (at SMU, 2021)
 Rec. Yds: 141 (at SMU, 2021)
 Rec. TDs: 3 (vs. Memphis, 2023)
 Long Rec.: 70 (vs. TSU, 2022)

100 yd games: 6 (last vs. Memphis, 2023)
 • 10th in UNT history with 2,108 career rec. yds., 7th with 151 rec. ... 102 yds., 3 TD vs. Memphis ... 11 rec., 134 yds. at LA Tech ... scored first TD vs. Temple

2023 SEASON GAME HIGHS

Rec.: 11 (at LA Tech)
 Rec. Yds: 134 (at LA Tech)
 Rec. TDs: 3 (vs. Memphis)
 Long Rec.: 42 (at Tulane)
 100 yd games: 2 (last vs. Memphis)



3

STONE EARLE

JR • QB • 6-0 • 207

Keller, TX

ACU


CAREER GAME HIGHS

Comp.: 19 (2x, last vs. UCA, 2021)
 Att.: 31 (at Virginia, 2020)
 Pass. Yds: 233 (vs. La. Christian, 2021)
 Pass TDs: 6 (vs. La. Christian, 2021)
 Rush Yds: 71 (at FIU, 2023)
 Rush TD: 1 (3x, last vs. FIU, 2022)

• 19 games played with 10 career starts ... 10-of-20, 100 pass yds., 1 TD, 2 INT, 8 carries, 71 rush yds. at FIU ... 12-of-19, 174 yds., 3 TD in first UNT start vs. Cal

2023 SEASON GAME HIGHS

Comp.: 12 (vs. California)
 Att.: 20 (at FIU)
 Pass. Yds: 174 (vs. California)
 Pass TDs: 3 (vs. California)
 Rush Yds: 71 (at FIU)
 Rush TD: --



4

CHANDLER ROGERS

JR • QB • 6-0 • 195

Mansfield, TX

ULM


CAREER GAME HIGHS

Comp.: 35 (at Tulane, 2023)
 Att.: 51 (at Tulane, 2023)
 Pass. Yds: 411 (vs. Memphis, 2023)
 Pass TDs: 5 (vs. Memphis, 2023)
 Rush Yds: 72 (vs. Georgia State, 2021)
 Rush TD: 2 (at Troy, 2022)

• 1st AAC, T-10th in DI with 26 pass TD ... T-5th in UNT history for S-S pass TD ... 21 yds. shy of 3,000 ... 294 pass yds., 3 TD at Tulsa ... 411 yds., 5 TD vs. Memphis

2023 SEASON GAME HIGHS

Comp.: 35 (at Tulane)
 Att.: 51 (at Tulane)
 Pass. Yds: 411 (vs. Memphis)
 Pass TDs: 5 (vs. Memphis)
 Rush Yds: 56 (at Tulsa)
 Rush TD: 1 (4x, last at Tulsa)



5

AYO ADEYI

JR • RB • 5-7 • 192

Mansfield, TX

Harding

CAREER GAME HIGHS

Rushes: 19 (at LA Tech, 2023)
 Rush. Yds: 148 (at LA Tech, 2023)
 Rush. TDs: 2 (2x, last at LA Tech, 2023)
 Long Rush.: 92 (vs. LA Tech, 2022)
 100 yd Games: 8 (last at Tulsa, 2023)

• 11th in UNT history at 2,188 career rush yds. ... 4th in DI at 7.08 YPC ... 8th in UNT S-S history with six 100+ rush yd games ... 19 att., 148 yds., 2 TD at LA Tech

2023 SEASON GAME HIGHS

Rushes: 19 (at LA Tech)
 Rush. Yds: 148 (at LA Tech)
 Rush. TDs: 2 (at LA Tech)
 Long Rush.: 47 (at Navy)
 100 yd Games: 6 (last at Tulsa)



7

TREY CLEVELAND

JR • WR • 6-1 • 193

Arlington, TX

Texas Tech

CAREER GAME HIGHS


Rec.: 9 (at Oklahoma State, 2022)
 Rec. Yds: 100 (at OSU, 2022)
 Rec. TDs: 1 (5x, last at SMU, 2023)
 Long Rec.: 58 (at Kansas State, 2022)
 100 yd games: 1 (at OSU, 2022)


• Transfer from Texas Tech ... 3 rec., 72 yds., 1 TD at SMU ... 28 yds., 1 TD vs. UTSA ... 41 yds. at LA Tech ... 51 yds., 1 TD at FIU ... made UNT debut vs. Cal


2023 SEASON GAME HIGHS


Rec.: 3 (5x, last at Tulsa)
 Rec. Yds: 72 (at SMU)
 Rec. TDs: 1 (3x, at SMU)
 Long Rec.: 32 (at LA Tech)
 100 yd games: --


BROADCAST BIOS - OFFENSE


	8	<u>DAMON WARD JR.</u>	CAREER GAME HIGHS	2023 SEASON GAME HIGHS
		JR • WR • 5-11 • 210 Beaumont, TX West Brook HS	Rec.: 8 (vs. Memphis, 2023) Rec. Yds: 120 (vs. Memphis, 2023) Rec. TDs: 2 (vs. ACU, 2023) Long Rec.: 77 (at Mizzou, 2021) 100 yd games: 2 (vs. Memphis, 2023) • 41 yds., TD at Tulsa ... 8 rec., 120 yds. vs. Memphis to pass 1,000 career rec. yds. ... 62 yds. at Tulane ... 1st multi-TD game vs. ACU ... 85 yds., TD at FIU	Rec.: 8 (vs. Memphis) Rec. Yds: 120 (vs. Memphis) Rec. TDs: 2 (vs. ACU) Long Rec.: 59 (at FIU) 100 yd games: 1 (vs. Memphis)


	9	<u>JA'MORI MACLIN</u>	CAREER GAME HIGHS	2023 SEASON GAME HIGHS
		SO • WR • 5-11 • 183 Kirkwood, MO Missouri	Rec.: 8 (at Tulane, 2023) Rec. Yds: 163 (vs. Temple, 2023) Rec. TDs: 2 (3x, last vs. Memphis, 2023) Long Rec.: 80 (vs. ACU, 2023) 100 yd games: 3 (last vs. Temple, 2023) • T-7th in FBS with 11 rec. TD ... 5th in AAC with 886 yds., 80.5 YPG ... team-high 61 yds. at Tulsa ... 2 TD vs. Memphis ... 6 rec., 163 yds., 2 TD vs. Temple	Rec.: 8 (at Tulane) Rec. Yds: 163 (vs. Temple) Rec. TDs: 2 (3x, last vs. Memphis) Long Rec.: 80 (vs. ACU) 100 yd games: 3 (last vs. Temple)

	15	<u>JORDAN SMART</u>	CAREER GAME HIGHS	2023 SEASON GAME HIGHS
		JR • WR • 5-10 • 185 Round Rock, TX UT Permian Basin	Rec.: 8 (at Midwestern St., 2021) Rec. Yds: 156 (at Midwestern St., 2021) Rec. TDs: 2 (3x, last at MSU, 2021) Long Rec.: 69 (at Midwestern St., 2021) 100 yd games: 2 (last at Okla. Baptist, 2021) • 22 games played, 3 starts at UNT ... UNT CAREER: 40 rec., 561 yds., 2 TD ... recorded at least 1 rec. in 10 of 11 games ... 59 yds., TD at Tulsa ... 52 yds. at Navy	Rec.: 4 (at Tulane) Rec. Yds: 59 (at Tulsa) Rec. TDs: 1 (at Tulsa) Long Rec.: 59 (at Tulsa) 100 yd games: --

	22	<u>LANDON SIDES</u>	CAREER GAME HIGHS	2023 SEASON GAME HIGHS
		FR • WR • 5-11 • 179 Denton, TX Guyer HS	Rec.: 5 (vs. ACU, 2023) Rec. Yds: 61 (vs. ACU, 2023) Rec. TDs: 1 (at Tulane, 2023) Long Rec.: 39 (vs. ACU, 2023) 100 yd games: -- • Prepped at Guyer HS ... 31 yds., TD at Tulsa ... 47 yds. vs. UTSA ... TD at Tulane ... 5 rec., 61 yds. in 1st start vs. ACU, most S-G rec. by true freshman since 2020	Rec.: 5 (vs. ACU) Rec. Yds: 61 (vs. ACU) Rec. TDs: 1 (2x, at Tulsa) Long Rec.: 39 (vs. ACU) 100 yd games: --


	27	<u>OSCAR ADAWAY</u>	CAREER GAME HIGHS	2023 SEASON GAME HIGHS
		JR • RB • 5-10 • 219 N. Little Rock, AR N. Little Rock HS	Rushes: 26 (vs. App State, 2020) Rush. Yds: 126 (at Tulsa, 2023) Rush. TDs: 2 (2x, last vs. TSU, 2022) Long Rush.: 77 (at Tulsa, 2023) 100 yd Games: 6 (last at Tulsa, 2023) • 16th in UNT history with 1,822 rush yds. ... scored rush TD in 5 of last 6 games ... 16 carries, 126 yds., TD at Tulsa ... 90 yds., TD at SMU ... 67 yds., TD vs. UTSA	Rushes: 16 (at Tulsa) Rush. Yds: 126 (at Tulsa) Rush. TDs: 1 (6x, last at Tulsa) Long Rush.: 77 (at Tulsa) 100 yd Games: 1 (at Tulsa)

	84	<u>CHRISTIAN LEE</u>	CAREER GAME HIGHS	2023 SEASON GAME HIGHS
		JR • TE • 6-3 • 221 Friendswood, TX Friendswood HS	Rec.: 1 (3x, last vs. Memphis, 2023) Rec. Yds: 34 (at Navy, 2023) Rec. TDs: -- Long Rec.: 34 (at Navy, 2023) 100 yd games: -- • Played in 31 games, 3 starts ... 1st career reception at Navy with 34 yds. ... made 1st career start at LA Tech ... 3 kick return attempts for 14 yds. in 2022	Rec.: 1 (3x, last vs. Memphis) Rec. Yds: 34 (at Navy) Rec. TDs: -- Long Rec.: 34 (at Navy) 100 yd games: --


	88	<u>XZAVIOR KAUTAI</u>	CAREER GAME HIGHS	2023 SEASON GAME HIGHS
		SO • TE • 6-0 • 235 Eules, TX Trinity HS	Rec.: 3 (vs. ACU, 2023) Rec. Yds: 12 (vs. California, 2023) Rec. TDs: 1 (vs. California, 2023) Long Rec.: 12 (vs. California, 2023) 100 yd games: -- • Played in 23 games with 5 starts ... caught his first career TD on his first career reception in his first career start vs. Cal ... career-high 3 receptions vs. ACU	Rec.: 3 (vs. ACU) Rec. Yds: 12 (vs. California) Rec. TDs: 1 (vs. California) Long Rec.: 12 (vs. California) 100 yd games: --


BROADCAST BIOS - DEFENSE

	0	<u>PHIL HILL</u>	CAREER GAME HIGHS	2023 SEASON GAME HIGHS
		JR • DB • 6-0 • 198 Spring, TX UNLV	Tackles: 9 (vs. Eastern Washington, 2021) TFLS: 1.5 (vs. Memphis, 2023) INT: 1 (6x, last at SMU, 2023) Sacks: 1 (vs. Eastern Washington, 2021) PBU: 1 (4x, last at SMU, 2023) • Transfer from UNLV ... 4 tackles at Tulsa ... 5 tackles, 1.5 TFL vs. Memphis ... INT at Tulane ... 6 tackles, INT, FR, PBU at FIU	Tackles: 7 (vs. UTSA) TFLS: 1.5 (vs. Memphis) INT: 1 (3x, last at SMU) Sacks: -- PBU: 1 (3x, last at SMU)


	1	<u>LOGAN WILSON</u>	CAREER GAME HIGHS	2023 SEASON GAME HIGHS
		JR • DB • 5-10 • 170 Dallas, TX ULM	Tackles: 9 (2x, last at FIU, 2023) TFLS: 1.0 (vs. UTSA, 2023) INT: 1 (3x, last at Tulsa, 2023) FR: 1 (3x, last at Tulane, 2023) PBU: 2 (2x, last at WKU, 2022) • 4th on team with 58 tackles ... INT at Tulsa ... 6 tackles, 1.0 TFL, PBU vs. UTSA ... FR, PBU at Tulane ... 8 tackles at Navy, LA Tech ... 9 tackles at FIU ... 6 tackles, 1 FR vs. Cal	Tackles: 9 (at FIU) TFLS: 1.0 (vs. UTSA) INT: 1 (at Tulsa) FR: 1 (2x, last at Tulane) PBU: 1 (3x, last vs. UTSA)

	5	<u>RIDGE TEXADA</u>	CAREER GAME HIGHS	2023 SEASON GAME HIGHS
		JR • DB • 5-8 • 181 Frisco, TX McNeese	Tackles: 7 (at Rice, 2021) TFLS: 1.0 (6x, last at SMU, 2023) INT: 2 (vs. FAU, 2022) Sacks: -- PBU: 4 (vs. FAU, 2022) • T-4th in UNT history with 28 PDF (INT+PBU) ... 2 PBU at Tulsa ... 5 tackles, 1.0 TFL, PBU at SMU ... 6 tackles, 1.0 TFL, INT vs. Temple ... 1.0 TFL, PBU vs. Cal	Tackles: 6 (vs. Temple) TFLS: 1.0 (3x, last at SMU) INT: 1 (vs. Temple) Sacks: -- PBU: 2 (at Tulsa)


	6	<u>LORONZO THOMPSON</u>	CAREER GAME HIGHS	2023 SEASON GAME HIGHS
		JR • DB • 5-11 • 169 Friendswood, TX Clear Brook HS	Tackles: 5 (vs. LA Tech, 2020) TFLS: 0.5 (vs. LA Tech, 2020) INT: -- FF: 1 (vs. UTSA, 2021) PBU: 1 (3x, last vs. Temple, 2023) • Played in 44 games, 10 starts ... CAREER: 52 tackles, 0.5 TFL, 1 FF, 3 PBU ... 3 tackles at SMU, vs. UTSA, FIU, Cal ... 4 tackles, PBU vs. ACU ... 4 tackles at LA Tech	Tackles: 4 (2x, last vs. ACU) TFLS: -- INT: -- FF: -- PBU: 1 (2x, last vs. Temple)

	10	<u>RODERICK BROWN</u>	CAREER GAME HIGHS	2023 SEASON GAME HIGHS
		JR • DL • 5-11 • 303 Forney, TX North Forney HS	Tackles: 8 (at UTSA, 2022) TFLS: 2.5 (vs. LA Tech, 2022) Sacks: 2.5 (vs. LA Tech, 2022) FF: 1 (2x, last at So Miss, 2021) QBH: 3 (at LA Tech, 2023) • 5 tackles, all solo at SMU ... 5 tackles, 0.5 TFL vs. Memphis ... 6 tackles at Tulane ... 1.0 TFL vs. Temple, at Navy, vs. ACU ... career-high 3 QBH at LA Tech	Tackles: 6 (at Tulane) TFLS: 1.0 (3x, last vs. Temple) Sacks: -- FF: -- QBH: 3 (at LA Tech)


	11	<u>PATRICK SMITH</u>	CAREER GAME HIGHS	2023 SEASON GAME HIGHS
		R-FR • DB • 5-9 • 184 Sugar Land, TX Clements HS	Tackles: 10 (at Tulsa, 2023) TFLS: -- INT: -- FF: 1 (at Tulane, 2023) PBU: 1 (at FIU, 2023) • Leads AAC freshmen at 6.4 TPG ... 10 tackles at Tulsa ... 8 tackles vs. SMU, UTSA ... 9 tackles, FF at Tulane ... 7 tackles vs. Temple, LA Tech, Cal ... 6 tackles, PBU at FIU	Tackles: 10 (at Tulsa) TFLS: -- INT: -- FF: 1 (at Tulane) PBU: 1 (at FIU)


	14	<u>JAYVEN ANDERSON</u>	CAREER GAME HIGHS	2023 SEASON GAME HIGHS
		FR • DB • 6-0 • 202 Houston, TX North Shore HS	Tackles: 9 (2x, last at SMU, 2023) TFLS: -- INT: -- Sacks: -- PBU: -- • Prepped at North Shore HS with fellow UNT teammate Evan Jackson ... Started 2 games over 9 played ... 9 tackles at SMU, vs. Memphis ... 6 tackles vs. UTSA	Tackles: 9 (2x, last at SMU) TFLS: -- INT: -- Sacks: -- PBU: --

BROADCAST BIOS - DEFENSE


	15	CARSON KROPP	CAREER GAME HIGHS	2023 SEASON GAME HIGHS
		SR • LB • 6-1 • 230 Owasso, OK Oklahoma State	Tackles: 6 (vs. Northwestern St., 2021) TFLS: 1.0 (vs. Northwestern St., 2021) INT: 1 (vs. Temple, 2023) Sacks: 0.5 (at Navy, 2023) QBH: 1 (vs. ACU, 2023) • Played 38 games at UNT with 4 starts ... 4 tackles at Tulsa, vs. UTSA ... 5 tackles at SMU, at LA Tech ... 0.5 TFL at Tulane, at Navy, vs. Cal ... 1st INT vs. Temple	Tackles: 5 (2x, last at SMU) TFLS: 0.5 (3x, last at Tulane) INT: 1 (vs. Temple) Sacks: 0.5 (at Navy) QBH: 1 (vs. ACU)


	16	EVAN JACKSON	CAREER GAME HIGHS	2023 SEASON GAME HIGHS
		FR • DB • 5-11 • 176 Houston, TX North Shore HS	Tackles: 11 (vs. UTSA, 2023) TFLS: -- INT: 1 (vs. ACU, 2023) Sacks: -- PBU: 1 (3x, last at SMU, 2023) • 11 tackles vs. UTSA ... 1st UNT true freshman with double-digit tackles in a game since '08 ... PBU at SMU, Navy, LA Tech ... INT vs. ACU ... 4 tackles vs. Cal	Tackles: 11 (vs. UTSA) TFLS: -- INT: 1 (vs. ACU) Sacks: -- PBU: 1 (3x, last at SMU)

	19	JORDAN BROWN	CAREER GAME HIGHS	2023 SEASON GAME HIGHS
		JR • LB • 6-1 • 228 Huntsville, TX Huntsville HS	Tackles: 15 (at Tulane, 2023) TFLS: 2.0 (2x, last at SMU, 2023) FF: 1 (vs. Northwestern State, 2021) Sacks: 2.0 (at SMU, 2023) QBH: 1 (7x, last at Tulsa, 2023) • T-9th in AAC at 76 tackles ... 2.0 sacks, QBH at SMU ... 10 tackles, 0.5 sacks vs. Memphis, Temple ... 15 tackles, 1.5 TFL at Tulane ... 12 tackles at Navy ... 7 tackles, QBH vs. Cal	Tackles: 15 (at Tulane) TFLS: 2.0 (at SMU) FF: -- Sacks: 2.0 (at SMU) QBH: 1 (5x, last at Tulane)

	32	ETHAN WESLOSKI	CAREER GAME HIGHS	2023 SEASON GAME HIGHS
		R-FR • LB • 6-1 • 229 McKinney, TX Boyd HS	Tackles: 9 (vs. Memphis, 2023) TFLS: 2.0 (2x, last at Tulsa, 2023) FF: 1 (at FIU, 2023) Sacks: 1.0 (2x, last at Tulsa, 2023) QBH: 1 (2x, last vs. Memphis, 2023) • 2nd for AAC freshmen at 5.4 TPG ... 5 tackles, 1.0 sacks, 2.0 TFL at Tulsa ... 9 tackles, 0.5 sacks, 1.5 TFL vs. Memphis ... 1.0 sack, FF at FIU ... 7 tackles, 2.0 TFL vs. Cal	Tackles: 9 (vs. Memphis) TFLS: 2.0 (2x, last at Tulsa) FF: 1 (at FIU) Sacks: 1.0 (2x, last at Tulsa) QBH: 1 (2x, last vs. Memphis)

	36	JAYLEN SMITH	CAREER GAME HIGHS	2023 SEASON GAME HIGHS
		JR • LB • 5-11 • 214 Hamilton, Ontario St. Thomas More School	Tackles: 9 (vs. California, 2023) TFLS: 1.5 (vs. California, 2023) FF: 1 (vs. California, 2023) INT: 1 (at FIU, 2023) QBH: 1 (vs. California, 2023) • Played 38 games with 4 starts ... 3 tackles vs. Memphis, ACU ... 3 tackles, INT, 1.0 TFL at FIU ... 9 tackles (6 solo), 1.5 TFL, FF, QBH in first career start vs. Cal	Tackles: 9 (vs. California) TFLS: 1.5 (vs. California) FF: 1 (vs. California) INT: 1 (at FIU) QBH: 1 (vs. California)

	44	MAZIN RICHARDS	CAREER GAME HIGHS	2023 SEASON GAME HIGHS
		SR • DL • 6-1 • 240 Burleson, TX Eastern New Mexico	Tackles: 11 (at UTSA, 2022) TFLS: 4.0 (vs. Lincoln [CA], 2021) INT: 1 (vs. TAMU-Kingsville, 2019) Sacks: 4.0 (vs. Lincoln [CA], 2021) QBH: 3 (vs. Southern Arkansas, 2019) • 37 consecutive starts, 25 at UNT ... leads UNT with 9.5 TFL ... 2.0 TFL, 1.0 sacks at Tulsa ... 2.0 TFL vs. Memphis ... 6 tackles at Tulane, Navy ... 3.0 TFL, 1.0 sack at LA Tech	Tackles: 6 (2x, last at Tulane) TFLS: 3.0 (at LA Tech) INT: -- Sacks: 1.0 (3x, last at Tulsa) QBH: 2 (2x, last vs. Temple)

	51	FATAFEHI VAILEA	CAREER GAME HIGHS	2023 SEASON GAME HIGHS
		SO • DL • 6-1 • 282 Oakland, CA Desert Pines (NV) HS	Tackles: 7 (at Navy, 2023) TFLS: 1.0 (at UTEP, 2022) Sacks: 0.5 (2x, last at Navy, 2022) FF: 1 (at UTEP, 2022) QBH: 1 (at UTEP, 2022) • Played in 24 games, 18 starts ... CAREER: 67 tackles, 2.0 TFL, 1.0 sacks, 1 FF ... 2 tackles at SMU ... 4 tackles at Tulane ... PBU vs. Temple ... 7 tackles, 0.5 sacks at Navy	Tackles: 7 (at Navy) TFLS: 0.5 (at Navy) Sacks: 0.5 (at Navy) FF: -- QBH: --

BROADCAST BIOS - DEFENSE



96

VIC ALOBWEDE

JR • DL • 6-5 • 266

Stone Mountain, GA

UMass

CAREER GAME HIGHS


Tackles: 7 (at Georgia Southern, 2020)
 TFLS: 1.5 (at New Mexico State, 2021)
 FR: --
 Sacks: 0.5 (at Liberty, 2021)
 QBH: 1 (2x, last at SMU, 2023)

- Transfer from UMass ... 6 starts in 11 games at UNT ... 2 tackles, 0.5 TFL at Tulsa ... 3 tackles, 0.5 TFL, QBH vs. UTSA ... 3 tackles, QBH vs. Temple ... 4 tackles at Navy

2023 SEASON GAME HIGHS

Tackles: 4 (at Navy)
 TFLS: 0.5 (2x, last at Tulsa)
 FR: --
 Sacks: --
 QBH: 1 (2x, last at SMU)

BROADCAST BIOS - SPECIALISTS



1

KAYLON HORTON

SR • KR • 5-9 • 173

Houston, TX

Tarleton State


CAREER GAME HIGHS

Kick Ret. Yds: 149 (vs. Utah Tech, 2021)
 Kick Ret.: 7 (at FIU, 2023)
 Long Kick Ret.: 99 (at UNLV, 2022)
 Punt Ret. Yds.: 85 (vs. N.E. St., 2021)
 Punt Ret.: 4 (2x, last vs. Ft. Lewis, 2021)
 Long Punt Ret.: 59 (vs. N.E. St., 2021)

- 2nd in UNT history with 1,337 career KR yds. ... 4 att., 76 yds. at Tulsa ... 95 yds. vs. UTSA ... 104 yds. vs. Memphis ... 7 att., 148 yds. at FIU ... 74 yds. vs. Cal

2023 SEASON GAME HIGHS

Kick Ret. Yds: 148 (at FIU)
 Kick Ret.: 7 (at FIU)
 Long Kick Ret.: 47 (vs. UTSA)
 Punt Ret. Yds.: --
 Punt Ret.: --
 Long Punt Ret.: --



2

RODERIC BURNS

SR • PR • 5-9 • 190

Houston, TX

Lamar HS

CAREER GAME HIGHS

Kick Ret. Yds: 19 (vs. Miami (OH), 2021)
 Kick Ret.: 1 (vs. Miami (OH), 2021)
 Long Kick Ret.: 19 (vs. Miami (OH), 2021)
 Punt Ret. Yds.: 26 (vs. TX Southern, 2022)
 Punt Ret.: 3 (vs. Texas Southern, 2022)
 Long Punt Ret.: 20 (vs. Liberty, 2021)

- CAREER: 30 punt return att., 162 yds. (5.4 AVG/Ret.), 1 kick return att., 19 yds. ... 9 PR yds. at Tulsa ... 16 yds. at SMU ... season-high 2 att., 19 yards at LA Tech

2023 SEASON GAME HIGHS

Kick Ret. Yds: --
 Kick Ret.: --
 Long Kick Ret.: --
 Punt Ret. Yds.: 19 (at LA Tech)
 Punt Ret.: 2 (at LA Tech)
 Long Punt Ret.: 15 (at LA Tech)



22

LANDON SIDES

FR • WR • 5-11 • 179

Denton, TX

Guyer HS

CAREER GAME HIGHS

Kick Ret. Yds: --
 Kick Ret.: --
 Long Kick Ret.: --
 Punt Ret. Yds.: 3 (vs. UTSA, 2023)
 Punt Ret.: 2 (vs. UTSA, 2023)
 Long Punt Ret.: 2 (vs. UTSA, 2023)

- Prepped at Guyer HS ... returned 2 punts for 3 yards vs. UTSA ... rec. TD at Tulsa, Tulane ... 5 rec. vs. ACU, most S-G receptions by true freshman since 2020

2023 SEASON GAME HIGHS

Kick Ret. Yds: --
 Kick Ret.: --
 Long Kick Ret.: --
 Punt Ret. Yds.: 3 (vs. UTSA)
 Punt Ret.: 2 (vs. UTSA)
 Long Punt Ret.: 2 (vs. UTSA)



41

SAWYER EVANS

JR • P • 6-3 • 203

Arlington, TX

Texas Southern

CAREER GAME HIGHS

Punts: 8 (at Jackson State, 2021)
 Long Punt: 64 (at LA Tech, 2023)
 Inside 20: 3 (2x, last at Tulsa, 2023)
 50+ yards: 2 (2x, last at Navy, 2023)

- Transfer from TSU ... 2nd in AAC with 41.7 net punt avg. ... 3 punts inside 20 at Tulsa ... two 50+ kicks at Navy, LA Tech ... career long 64-yard punt at LA Tech

2023 SEASON GAME HIGHS

Punts: 5 (2x, last at Tulsa)
 Long Punt: 64 (at LA Tech)
 Inside 20: 3 (at Tulsa)
 50+ yards: 2 (2x, last at Navy)



99

NOAH RAUSCHENBERG

SR • K • 6-0 • 198

Tulsa, OK

Baylor

CAREER GAME HIGHS

FG's Made: 4 (at LA Tech, 2023)
 FG's Att.: 4 (at LA Tech, 2023)
 Long FG: 49 (at FIU, 2023)
 PAT Made: 6 (2x, last vs. Temple, 2023)
 PAT Att.: 6 (2x, last vs. Temple, 2023)

- Baylor transfer ... 4th in AAC with 81 points scored, 5th with 13 FGM ... 2-for-2 FG, 4-for-4 PAT vs. Memphis ... 4 FGM, 4-for-4 PAT and GW FG at LA Tech

2023 SEASON GAME HIGHS

FG's Made: 4 (at LA Tech)
 FG's Att.: 4 (at LA Tech)
 Long FG: 49 (at FIU)
 PAT Made: 6 (2x, last vs. Temple)
 PAT Att.: 6 (2x, last vs. Temple)

NORTH TEXAS FOOTBALL 2023

OVERALL: 4-7 (HOME 2-3, ROAD 2-4, NEUTRAL 0-0) | AAC: 2-5 (HOME 1-2, ROAD 0-4, NEUTRAL 0-0)

Team Results

Date	Opponent		Score	Att.
09/02/2023	California	L	21-58	21350
09/09/2023	at FIU	L	39-46	15760
09/16/2023	at Louisiana Tech	W	40-37	17434
09/30/2023	Abilene Christian	W	45-31	21494
* 10/07/2023	at Navy	L	24-27	28648
* 10/14/2023	Temple	W	45-14	13678
* 10/21/2023	at Tulane	L	28-35	30000
* 10/28/2023	Memphis	L	42-45	18062
* 11/04/2023	UTSA	L	29-37	17354
* 11/10/2023	at SMU	L	21-45	22043
* 11/18/2023	at Tulsa	W	35-28	16520

Rushing

Player	gp	att	gain	loss	net	avg	td	lg	avg/g
Ayo Adeyi	11	125	903	18	885	7.1	4	47	80.5
Oscar Adaway III	11	105	646	21	625	6.0	6	77	56.8
Isaiah Johnson	7	37	234	5	229	6.2	3	28	32.7
Chandler Rogers	11	98	416	228	188	1.9	4	75	17.1
Stone Earle	4	16	101	31	70	4.4	0	34	17.5
Ikaika Ragsdale	2	9	37	3	34	3.8	0	17	17.0
Landon Sides	10	3	21	0	21	7.0	0	8	2.1
Kaylon Horton	11	4	20	0	20	5.0	0	11	1.8
Team	11	4	0	19	-19	-4.8	0	0	-1.7
Total	11	401	2378	325	2053	5.1	17	77	186.6
Opponents	11	513	2987	144	2843	5.5	33	66	258.5

Passing

Player	gp	effic	comp-att-int	pct	yds	td	lg	avg/g
Chandler Rogers	11	152.2	232-368-4	63.0	2979	26	80	270.8
Stone Earle	4	125.5	22-40-4	55.0	274	4	59	68.5
Team	11	0.0	0-1-0	0.0	0	0	0	0.0
Total	11	149.2	254-409-8	62.1	3253	30	80	295.7
Opponents	11	139.1	175-302-10	57.9	2370	20	63	215.5

Receiving

Player	gp	no.	yds	avg	td	lg	avg/g
Ja'Mori Maclin	11	48	886	18.5	11	80	80.5
Roderic Burns	11	39	450	11.5	4	42	40.9
Damon Ward	11	34	434	12.8	5	59	39.5
Trey Cleveland	11	24	354	14.8	3	33	32.2
Landon Sides	10	24	263	11.0	2	39	26.3
Blair Conwright	11	23	348	15.1	2	43	31.6
Jordan Smart	11	19	230	12.1	1	59	20.9
Oscar Adaway III	11	13	88	6.8	0	15	8.0
Isaiah Johnson	7	9	36	4.0	0	15	5.1
Kaylon Horton	11	6	44	7.3	1	13	4.0
Ayo Adeyi	11	6	47	7.8	0	15	4.3
Xzavior Kautai	11	6	40	6.7	1	12	3.6
Christian Lee	11	3	33	11.0	0	34	3.0
Total	11	254	3253	12.8	30	80	295.7
Opponents	11	175	2370	13.5	20	63	215.5

Game Records

Record	Overall	Home	Away	Neutral
ALL GAMES	4-7	2-3	2-4	0-0
CONFERENCE	2-5	1-2	1-3	0-0
NON-CONFERENCE	2-2	1-1	1-1	0-0

Team Statistics

	UNT	OPP
First Downs	260	258
Rushing	112	140
Passing	138	108
Penalty	10	10
Rushing Yardage	2053	2843
Rushing attempts	401	513
Average per rush	5.1	5.5
Average per game	186.6	258.5
TDs Rushing	17	33
Passing Yardage	3253	2370
Comp-Att-Int	254-409-8	175-302-10
Average per pass	8.0	7.8
Average per catch	12.8	13.5
Average per game	295.7	215.5
TDs Passing	30	20
Total offense	5306	5213
Average per play	6.6	6.4
Average per game	482.4	473.9
Kick returns: #-Yards	34-663	4-39
Punt returns: #-Yards	11-50	4-19
Int returns: #-Yards	10-50	8-166
Fumbles-Lost	21-10	8-4
Penalties-Yards	50-484	51-400
Punts-Avg	37-41.8	43-42.3
Time of possession / game	28:32	31:13
3rd-down conversion	66/157	73/158
4rd-down conversion	18/31	16/27
PAT-attempts	(42-42) 100%	(48-50) 96%
2-point conversion-attempts	(3-5) 60%	(2-4) 50%

Interceptions

Player	no.	yds	avg	td	lg
Phil Hill	3	0	0.0	0	0
John Davis	1	37	37.0	0	37
Nick Nakwaasah	1	2	2.0	0	2
Carson Kropp	1	11	11.0	0	11
Logan Wilson	1	0	0.0	0	0
Ridge Texada	1	0	0.0	0	0
Jaylen Smith	1	0	0.0	0	0
Evan Jackson	1	0	0.0	0	0
Total	10	50	5.0	0	37
Opponents	8	166	20.8	1	78

NORTH TEXAS FOOTBALL 2023

OVERALL: 4-7 (HOME 2-3, ROAD 2-4, NEUTRAL 0-0) | AAC: 2-5 (HOME 1-2, ROAD 0-4, NEUTRAL 0-0)



2023-24 North Texas Football Combined Team Statistics All games

Page 2/3
as of Nov 19, 2023

Field Goals

Player	fg	pct.	01-19	20-29	30-39	40-49	50-99	lg	blk
Noah Rauschenberg	13-16	81.3	0-0	5-5	4-4	4-6	0-1	49	0
Opponents	9-12	75.0	0-0	3-3	3-4	2-4	1-1	54	0

Scoring

Player	td	fg	PAT						pts
			kick	rush	rcv	pass	dxp	saf	
Noah Rauschenberg	-	13-16	42-42	-	-	-	-	-	81
Ja'Mori Maclin	11	-	-	-	1	-	-	-	68
Oscar Adaway III	6	-	-	-	-	-	-	-	36
Damon Ward	5	-	-	-	-	-	-	-	30
Chandler Rogers	4	-	-	1	-	2	-	-	26
Roderic Burns	4	-	-	-	-	-	-	-	24
Ayo Adeyi	4	-	-	-	-	-	-	-	24
Trey Cleveland	3	-	-	-	1	-	-	-	20
Isaiah Johnson	3	-	-	-	-	-	-	-	18
Blair Conwright	2	-	-	-	-	-	-	-	12
Landon Sides	2	-	-	-	-	-	-	-	12
Kaylon Horton	1	-	-	-	-	-	-	-	6
Jordan Smart	1	-	-	-	-	-	-	-	6
Xzavior Kautai	1	-	-	-	-	-	-	-	6
Total	47	13-16	42-42	1	2	2	0	0	369
Opponents	54	9-12	48-50	1	1	1	0	0	403

Score by Periods

Team	1st	2nd	3rd	4th	OT	TOT
North Texas	89	98	81	101	0	369
Opponents	87	138	74	104	0	403

Punting

Player	no.	yds	avg	lg	tb	fc	i20	50+	blk
Sawyer Evans	28	1197	42.8	64	0	13	11	5	0
Adam Jacklin	9	348	38.7	52	1	3	0	1	0
Total	37	1545	41.8	64	1	16	11	6	0
Opponents	43	1820	42.3	59	5	18	14	10	0

Punt Returns

Player	no.	yds	avg	td	lg
Roderic Burns	9	47	5.2	0	16
Landon Sides	2	3	1.5	0	2
Total	11	50	4.5	0	16
Opponents	4	19	4.8	0	19

Kick Returns

Player	no.	yds	avg	td	lg
Kaylon Horton	30	638	21.3	0	47
Phil Hill	1	4	4.0	0	4
Damon Ward	1	21	21.0	0	21
Xzavior Kautai	1	0	0.0	0	0
West Wilson	1	0	0.0	0	0
Total	34	663	19.5	0	47
Opponents	4	39	9.8	0	22

All Purpose

Player	g	rush	rcv	pr	kr	ir	total	avg/g
Ayo Adeyi	11	885	47	0	0	0	932	84.7
Ja'Mori Maclin	11	0	886	0	0	0	886	80.5
Oscar Adaway III	11	625	88	0	0	0	713	64.8
Kaylon Horton	11	20	44	0	638	0	702	63.8
Roderic Burns	11	0	450	47	0	0	497	45.2
Damon Ward	11	0	434	0	21	0	455	41.4
Trey Cleveland	11	0	354	0	0	0	354	32.2
Blair Conwright	11	0	348	0	0	0	348	31.6
Landon Sides	10	21	263	3	0	0	287	28.7
Isaiah Johnson	7	229	36	0	0	0	265	37.9
Jordan Smart	11	0	230	0	0	0	230	20.9
Chandler Rogers	11	188	0	0	0	0	188	17.1
Stone Earle	4	70	0	0	0	0	70	17.5
Xzavior Kautai	11	0	40	0	0	0	40	3.6
John Davis	11	0	0	0	0	37	37	3.4
Ikaika Ragsdale	2	34	0	0	0	0	34	17.0
Christian Lee	11	0	33	0	0	0	33	3.0
Carson Kropp	11	0	0	0	0	11	11	1.0
Phil Hill	11	0	0	0	4	0	4	0.4
Nick Nakwaasah	7	0	0	0	0	2	2	0.3
Total	11	2053	3253	50	663	50	6069	551.7
Opponents	11	2843	2370	19	39	166	5437	494.3

Total Offense

Player	g	plays	rush	pass	total	avg/g
Chandler Rogers	11	466	188	2979	3167	287.9
Ayo Adeyi	11	125	885	0	885	80.5
Oscar Adaway III	11	105	625	0	625	56.8
Stone Earle	4	56	70	274	344	86.0
Isaiah Johnson	7	37	229	0	229	32.7
Ikaika Ragsdale	2	9	34	0	34	17.0
Landon Sides	10	3	21	0	21	2.1
Kaylon Horton	11	4	20	0	20	1.8
Total	11	810	2053	3253	5306	482.4
Opponents	11	815	2843	2370	5213	473.9

NORTH TEXAS FOOTBALL 2023

OVERALL: 4-7 (HOME 2-3, ROAD 2-4, NEUTRAL 0-0) | AAC: 2-5 (HOME 1-2, ROAD 0-4, NEUTRAL 0-0)

Team Defense

##	Player	gp	Tackles				Sacks	Pass defense			Fumbles		blkd	
			ua	a	tot	tfl/yds		no-yds	int-yds	brup	qbh	fr-yds	ff	kick
19	Jordan Brown	11	40	36	76	4.5-15	3-13	.	.	5
11	Patrick Smith	11	45	25	70	.	.	.	1	.	.	1	.	.
32	Ethan Wesloski	11	35	24	59	7.5-22	3-10	.	.	2	.	1	.	.
1	Logan Wilson	11	36	22	58	1-1	.	1-0	3	.	2-0	.	.	.
44	Mazin Richards	11	30	15	45	9.5-30	3-18	.	.	9
0	Phil Hill	11	24	19	43	2-2	.	3-0	3	.	1-0	.	.	.
21	Kevin Wood	9	16	23	39	3.5-15	2-8	.	2	1	.	1	.	.
10	Roderick Brown	11	21	18	39	3.5-6	.	.	.	6	.	.	1	.
15	Carson Kropp	11	18	14	32	1.5-2	0.5-0	1-11	.	1
5	Ridge Texada	11	26	6	32	3-5	.	1-0	7	2
6	Loronzo Thompson	11	21	6	27	.	.	.	2
16	Evan Jackson	11	19	6	25	.	.	1-0	3
14	Jayven Anderson	9	19	5	24
36	Jaylen Smith	11	16	8	24	1.5-2	.	1-0	1	1	.	1	.	.
51	Fatafehi Vailea	10	11	12	23	0.5-1	0.5-1	.	1
7	Nick Nakwaasah	7	11	8	19	2.5-13	1-9	1-2
23	Bryce Linder	11	11	7	18	1-1	.	.	1
94	Marcus Moore	10	9	7	16	1	.	1	.	.
96	Vic Alobwede	11	7	8	15	1-3	.	.	.	4
8	John Davis	11	9	5	14	.	.	1-37	3
27	Harold West	4	8	5	13	.	.	.	1
95	Kortlin Rausaw	9	3	6	9	1.5-3	1-2
13	Brian Nelson II	4	4	2	6	.	.	.	3
90	Kaghen Roach	9	1	2	3
45	Kadren Johnson	8	1	2	3	1-4	1-4	.	.	2
4	Chandler Rogers	11	2	.	2
47	J.P. Hadley	11	1	1	2	1	.	.
38	Christian Traylor	5	1	.	1
20	Alphie Guillory	9	1	.	1
46	Grady Brewer	4	.	1	1
9	Enoch Jackson	4	.	1	1
18	Tarik Lockett	5	1	.	1	.	.	.	1
35	Chris Wright	4	.	1	1
24	Chavez Brown	9	1	.	1	1-2	1-2
34	C.J. Garnett	10	1	.	1
0	Blair Conwright	11	1	.	1
18	Dorian Morris	2	1	.	1
23	Isaiah Johnson	7	.	1	1
81	Richard Rocquemore	6	1-0	.	.	.
Totals		11	451	296	747	46-127	16-67	10-50	32	34	4-0	6	1	0
Opponents		11	458	236	694	68-300	34-221	8-166	51	24	10-0	16	0	0

NORTH TEXAS FOOTBALL 2023

OVERALL: 4-7 (HOME 2-3, ROAD 2-4, NEUTRAL 0-0) | AAC: 2-5 (HOME 1-2, ROAD 0-4, NEUTRAL 0-0)

25-YARD PLUS PLAYS

Yds	Type	Player(s)	Opponent
80*	Pass	Maclin,Ja'Mori from Rogers,Chandler	Abilene Christian
77*	Rush	Adaway III,Osca	Tulsa
75*	Rush	Rogers,Chandler	Navy
67	Rush	Adaway III,Osca	Memphis
64*	Pass	Maclin,Ja'Mori from Rogers,Chandler	Temple
59	Pass	Ward,Damon from Rogers,Chandler	FIU
59*	Pass	Maclin,Ja'Mori from Earle,Stone	California
59*	Pass	Smart,Jordan from Rogers,Chandler	Tulsa
58	Pass	Maclin,Ja'Mori from Earle,Stone	California
54	Pass	Maclin,Ja'Mori from Rogers,Chandler	SMU
49	Pass	Maclin,Ja'Mori from Rogers,Chandler	Tulsa
47	KR	Horton,Kaylon	UTSA
47*	Rush	Adeyi,Ayo	Navy
43	Pass	Conwright,Blair from Rogers,Chandler	Tulane
43*	Rush	Adaway III,Osca	Temple
42	Rush	Adeyi,Ayo	Abilene Christian
42	Pass	Burns,Roderic from Rogers,Chandler	Tulane
41*	Pass	Burns,Roderic from Rogers,Chandler	Memphis
41*	Rush	Rogers,Chandler	Tulsa
41*	Pass	Maclin,Ja'Mori from Rogers,Chandler	Temple
39	Pass	Sides,Landon from Rogers,Chandler	Abilene Christian
39	Pass	Maclin,Ja'Mori from Rogers,Chandler	FIU
37	FR	Davis,John	California
36*	Pass	Maclin,Ja'Mori from Rogers,Chandler	Louisiana Tech
35	Pass	Ward,Damon from Rogers,Chandler	Memphis
35*	Pass	Burns,Roderic from Rogers,Chandler	Memphis
34	Pass	Lee,Christian from Rogers,Chandler	Navy
34	Rush	Earle,Stone	FIU
34	Pass	Ward,Damon from Rogers,Chandler	Memphis
33	Pass	Cleveland,Trey from Rogers,Chandler	SMU
32	Pass	Cleveland,Trey from Rogers,Chandler	Louisiana Tech
32	Pass	Conwright,Blair from Rogers,Chandler	Tulsa
32	Pass	Ward,Damon from Rogers,Chandler	Louisiana Tech
32	Rush	Adeyi,Ayo	Tulsa
32*	Rush	Adaway III,Osca	UTSA
31	Pass	Sides,Landon from Rogers,Chandler	UTSA
31	KR	Horton,Kaylon	California
31	Pass	Maclin,Ja'Mori from Rogers,Chandler	Temple
30	Pass	Maclin,Ja'Mori from Rogers,Chandler	Abilene Christian
29	KR	Horton,Kaylon	Memphis
29*	Pass	Conwright,Blair from Rogers,Chandler	SMU
29	Pass	Conwright,Blair from Rogers,Chandler	UTSA
28	Rush	Adeyi,Ayo	Temple
28	Pass	Conwright,Blair from Rogers,Chandler	FIU
28	Pass	Smart,Jordan from Rogers,Chandler	UTSA
28	Rush	Johnson,Isaiah	Navy
27	KR	Horton,Kaylon	UTSA
27	KR	Horton,Kaylon	Tulsa
27	Pass	Cleveland,Trey from Rogers,Chandler	Memphis
27	KR	Horton,Kaylon	Navy
27	Pass	Burns,Roderic from Rogers,Chandler	Louisiana Tech
27	Pass	Sides,Landon from Rogers,Chandler	SMU
26	KR	Horton,Kaylon	Abilene Christian
25	Rush	Earle,Stone	FIU
25	Pass	Smart,Jordan from Rogers,Chandler	Navy
25	KR	Horton,Kaylon	Tulsa
25*	Pass	Sides,Landon from Rogers,Chandler	Tulsa
25	Rush	Adeyi,Ayo	Memphis
25	KR	Horton,Kaylon	California
25	Rush	Adeyi,Ayo	Tulsa
25	Rush	Adeyi,Ayo	Louisiana Tech
25*	Pass	Cleveland,Trey from Earle,Stone	FIU

* touchdown scored on play

LONG PLAYS BY THE NUMBERS

Long Plays By Yards	No.	TD
100+	0	0
90-99	0	0
80-89	1	1
70-79	2	2
60-69	2	1
50-59	5	2
40-49	10	5
30-39	19	3
20-29	50	6

Long Plays By Type	No.	TD
Rushing	24	8
Passing	45	12
Punt returns	0	0
Kick returns	19	0
Interceptions	0	0
Fumble returns	1	0
Other	0	0
TOTAL	89	20

25-YARD PLUS BY PLAYER

Player	No.	TD	R	P	KR	PR	IR	FR
Horton,Kaylon	18	0	0	0	18	0	0	0
Maclin,Ja'Mori	12	5	0	12	0	0	0	0
Adeyi,Ayo	11	1	11	0	0	0	0	0
Burns,Roderic	8	2	0	8	0	0	0	0
Conwright,Blair	7	2	0	7	0	0	0	0
Cleveland,Trey	6	1	0	6	0	0	0	0
Adaway III,Osca	5	3	5	0	0	0	0	0
Ward,Damon	5	0	0	4	1	0	0	0
Sides,Landon	4	1	0	4	0	0	0	0
Rogers,Chandler	3	3	3	0	0	0	0	0
Johnson,Isaiah	3	1	3	0	0	0	0	0
Smart,Jordan	3	1	0	3	0	0	0	0
Earle,Stone	2	0	2	0	0	0	0	0
Lee,Christian	1	0	0	1	0	0	0	0
Davis,John	1	0	0	0	0	0	0	1
TOTAL	89	20	24	45	19	0	0	1

LONGEST PLAYS OF THE YEAR

Rushing

77 Adaway III,Osca vs Tulsa (11/18/2023)

Rushing Touchdown

77 Adaway III,Osca vs Tulsa (11/18/2023)

Passing

80 Maclin,Ja'Mori from Rogers,Chandler vs Abilene Christian (9/30/2023)

Passing Touchdown

80 Maclin,Ja'Mori from Rogers,Chandler vs Abilene Christian (9/30/2023)

Punt Return

16 Burns,Roderic vs SMU (11/10/2023)

Kick Return

47 Horton,Kaylon vs UTSA (11/4/2023)

Interception Return

2 Nakwaasah,Nick vs Temple (10/14/2023)

Fumble Return

37 Davis,John vs California (9/2/2023)

Punt

64 Evans,Sawyer vs Louisiana Tech (9/16/2023)

Field Goal

49 Rauschenberg,No vs FIU (9/9/2023)

NORTH TEXAS FOOTBALL 2023

OVERALL: 4-7 (HOME 2-3, ROAD 2-4, NEUTRAL 0-0) | AAC: 2-5 (HOME 1-2, ROAD 0-4, NEUTRAL 0-0)

UNT SCORING DRIVES

	DRIVE		DRIVE		QTR/		
OPPONENT	PLAYS	YDS	TIME	START	CLOCK	PLAY	
California	5	75	1:49	1Q/12:53	1Q/11:04	Maclin 3 yd pass from Earle	
California	5	75	1:31	1Q/01:04	2Q/14:33	Maclin 59 yd pass from Earle	
California	3	24	1:04	2Q/02:51	2Q/01:47	Kautai 12 yd pass from Earle	
FIU	13	74	4:04	1Q/14:54	1Q/10:50	Cleveland 25 yd pass from Earle	
FIU	10	55	3:39	1Q/05:23	1Q/01:44	Rauschenberg 47 yd FG	
FIU	7	75	2:38	2Q/06:50	2Q/04:12	Adaway III 9 yd rush	
FIU	6	29	1:36	2Q/02:44	3Q/01:08	Rauschenberg 49 yd FG	
FIU	6	71	1:57	3Q/11:23	3Q/09:26	Maclin 8 yd pass from Rogers	
FIU	9	84	4:39	3Q/00:57	4Q/11:18	Ward 10 yd pass from Rogers	
FIU	3	30	1:08	4Q/11:11	4Q/10:03	Rogers 23 yd rush	
LA Tech	17	67	6:53	1Q/15:00	1Q/07:07	Rauschenberg 25 yd FG	
LA Tech	10	72	3:48	1Q/07:11	1Q/03:23	Adeyi 13 yd rush	
LA Tech	12	65	5:25	1Q/02:02	2Q/11:37	Rauschenberg 22 yd FG	
LA Tech	7	26	2:13	2Q/04:09	2Q/01:56	Rauschenberg 48 yd FG	
LA Tech	8	89	1:16	2Q/01:30	2Q/00:14	Ward 6 yd pass from Rogers	
LA Tech	8	76	2:55	3Q/06:58	3Q/04:03	Adeyi 6 yd rush	
LA Tech	11	75	4:32	4Q/14:55	4Q/10:23	Maclin 36 yd pass from Rogers	
LA Tech	9	61	1:01	4Q/01:04	4Q/00:03	Rauschenberg 31 yd FG	
ACU	3	80	4:47	1Q/13:08	1Q/12:21	Maclin 80 yd pass from Rogers	
ACU	5	50	2:36	1Q/11:32	1Q/08:56	Rogers 1 yd rush	
ACU	5	14	1:25	1Q/06:56	1Q/05:31	Rauschenberg 38 yd FG	
ACU	10	65	3:45	1Q/03:57	1Q/00:12	Ward 17 yd pass from Rogers	
ACU	7	77	3:06	2Q/14:42	2Q/11:36	Johnson 11 yd rush	
ACU	14	75	4:46	3Q/15:00	3Q/10:14	Ward 18 yd pass from Rogers	
ACU	11	75	4:05	3Q/05:06	3Q/01:01	Johnson 5 yd rush	
Navy	9	68	4:11	1Q/06:54	1Q/02:43	Rauschenberg 42 yd FG	
Navy	2	80	0:37	2Q/03:19	2Q/02:42	Rogers 75 yd rush	
Navy	14	93	4:57	3Q/02:58	4Q/13:01	Maclin 18 yd pass from Rogers	
Navy	8	73	1:44	4Q/07:07	4Q/05:23	Adeyi 47 yd rush	
Temple	14	75	5:52	1Q/15:00	1Q/09:08	Burns 19 yd pass from Rogers	
Temple	6	75	3:02	1Q/05:19	1Q/02:17	Maclin 41 yd pass from Rogers	
Temple	7	62	2:27	1Q/00:17	2Q/12:51	Horton 11 yd pass from Rogers	
Temple	15	55	4:51	2Q/08:47	2Q/03:56	Rauschenberg 24 yd FG	
Temple	2	43	0:13	3Q/11:58	3Q/11:45	Adaway III 43 yd rush	
Temple	2	70	0:35	4Q/08:52	3Q/08:17	Maclin 64 yd pass from Rogers	
Temple	7	70	4:32	4Q/06:24	4Q/01:52	Johnson 23 yd rush	
Tulane	9	88	2:49	3Q/13:09	3Q/10:20	Maclin 7 yd pass from Rogers	
Tulane	4	75	1:34	3Q/04:39	3Q/03:05	Adeyi 18 yd rush	
Tulane	8	53	2:47	3Q/03:04	3Q/00:17	Adaway III 1 yd rush	
Tulane	10	65	4:35	4Q/13:43	4Q/09:08	Sides 6 yd pass from Rogers	
Memphis	6	64	2:28	1Q/09:46	1Q/07:18	Burns 41 yd pass from Rogers	
Memphis	11	53	1:19	2Q/02:05	2Q/00:46	Rauschenberg 39 yd FG	
Memphis	5	70	3:03	3Q/12:04	3Q/09:01	Rauschenberg 27 yd FG	
Memphis	7	73	2:50	3Q/04:51	3Q/02:01	Burns 4 yd pass from Rogers	
Memphis	4	75	1:27	4Q/11:59	4Q/10:32	Burns 35 yd pass from Rogers	
Memphis	10	82	3:14	4Q/07:33	4Q/04:19	Maclin 17 yd pass from Rogers	
Memphis	5	59	1:19	4Q/01:56	4Q/00:47	Maclin 6 yd pass from Rogers	
UTSA	14	67	4:19	1Q/04:15	2Q/14:56	Rauschenberg 25 yd FG	
UTSA	11	77	3:58	2Q/12:05	2Q/08:07	Adaway III 32 yd rush	
UTSA	15	50	2:37	2Q/03:29	2Q/00:52	Rauschenberg 33 yd FG	
UTSA	8	59	1:53	3Q/00:54	4Q/14:01	Conwright 20 yd pass from Rogers	
UTSA	9	75	3:42	4Q/09:32	4Q/05:50	Cleveland 19 yd pass from Rogers	
SMU	10	80	3:50	1Q/08:37	1Q/04:47	Cleveland 19 yd pass from Rogers	
SMU	8	75	3:22	2Q/10:29	2Q/07:07	Adaway III 7 yd rush	
SMU	7	68	3:55	4Q/03:55	4Q/01:27	Conwright 29 yd pass from Rogers	
Tulsa	5	56	2:27	1Q/09:34	1Q/07:07	Ward 10 yd pass from Rogers	
Tulsa	4	41	0:22	2Q/11:08	2Q/10:46	Rogers 41 yd rush	
Tulsa	5	90	0:36	2Q/01:33	2Q/00:57	Sides 25 yd pass from Rogers	
Tulsa	5	80	1:46	3Q/14:54	3Q/13:08	Smart 59 yd pass from Rogers	
Tulsa	3	86	0:58	3Q/10:54	3Q/09:56	Adaway III 77 yd rush	

DRIVES SUPERLATIVES

MOST PLAYS:	17 vs. LA Tech (FG)	FEWEST PLAYS:	2, 3X, last vs. Temple
MOST YARDS:	93, vs. Navy (TD)	FEWEST YARDS:	14, vs. ACU (FG)
LONGEST TIME:	6:53 vs. LA Tech (FG)	SHORTEST TIME:	0:13, vs. Temple (TD)

OPPONENT SCORING DRIVES

	DRIVE		DRIVE		QTR/		
TEAM	PLAYS	YDS	TIME	START	CLOCK	PLAY	
California	3	65	0:46	1Q/13:39	1Q/12:53	Hunter 23 yd pass from Jackson V	
California	4	14	1:39	1Q/02:43	1Q/01:04	Ott 4 yd rush	
California	7	44	2:21	2Q/09:51	2Q/07:30	Ifanse 26 yd rush	
California	2	75	0:29	2Q/06:11	2Q/05:42	Ott 66 yd rush	
California	9	75	1:40	2Q/01:46	2Q/00:07	Ifanse 8 yd rush	
California	9	75	3:36	3Q/15:00	3Q/11:24	Ifanse 1 yd rush	
California	8	32	3:15	3Q/11:17	3Q/08:02	Davis 4 yd pass from Finely	
California	7	57	3:14	4Q/14:56	4Q/11:42	Stredick 5 yd rush	
California	9	23	4:18	4Q/10:45	4Q/06:27	Luckhurst 31 yd FG	
FIU	3	75	1:11	1Q/10:50	1Q/09:39	Lawrence 28 yd rush	
FIU	-	-	-	-	2Q/13:47	Masses 40 yd interception return	
FIU	10	63	4:38	2Q/11:28	2Q/06:50	Gabriel 31 yd FG	
FIU	8	75	3:29	3Q/15:00	3Q/11:31	Owens 21 yd rush	
FIU	3	66	1:08	3Q/05:45	3Q/04:37	Owens 47 yd rush	
FIU	6	58	2:11	3Q/03:31	3Q/01:02	Mitchell 8 yd pass from Jenkins	
FIU	7	75	2:54	4Q/10:03	4Q/07:09	Owens 6 yd rush	
LA Tech	8	75	3:48	2Q/11:37	2Q/07:49	Allen 12 yd pass from Bachmeier	
LA Tech	2	75	0:20	2Q/01:56	2Q/01:36	Harris 19 yd pass from Bachmeier	
LA Tech	3	45	0:38	3Q/00:33	4Q/14:55	Shelton 7 yd rush	
LA Tech	9	75	3:56	4Q/10:23	4Q/06:27	Turner 1 yd rush	
LA Tech	12	54	2:57	4Q/04:29	4Q/01:32	Barnes 30 yd FG	
LA Tech	3	53	0:25	4Q/01:29	4Q/01:04	Harris 36 yd pass from Turner	
ACU	4	75	1:44	1Q/15:00	1Q/13:16	Taylor 28 yd pass from Mclvor	
ACU	10	75	5:18	2Q/06:58	2Q/01:40	Castles 6 yd pass from Mclvor	
ACU	7	25	1:02	2Q/01:02	2Q/00:00	Ramsey 54 yd FG	
ACU	10	75	5:08	3Q/10:14	3Q/05:06	Taylor 23 yd pass from Mclvor	
ACU	8	80	3:31	4Q/08:02	4Q/04:31	Taylor 14 yd pass from Mclvor	
Navy	10	80	5:15	2Q/12:33	2Q/07:18	Tecza 39 yd rush	
Navy	8	75	1:59	2Q/02:42	2Q/00:43	Kent 26 yd pass from Lavatai	
Navy	12	75	6:34	3Q/15:00	3Q/08:26	Hall 1 yd rush	
Navy	1	21	0:06	4Q/07:13	4Q/07:07	Tecza 21 yd rush	
Temple	9	80	3:43	1Q/09:02	1Q/05:19	Hubbard 7 yd rush	
Temple	10	75	3:58	2Q/12:51	2Q/08:53	Patterson 7 yd rush	
Tulane	6	53	2:58	1Q/12:32	1Q/09:34	Bauman 2 yd pass from Pratt	
Tulane	8	48	3:33	2Q/14:56	2Q/10:29	Hughes 10 yd rush	
Tulane	5	73	0:41	2Q/00:58	2Q/00:17	Keys III 23 yd pass from Pratt	
Tulane	10	75	5:41	3Q/10:20	3Q/04:39	Bauman 21 yd pass from Pratt	
Tulane	13	75	6:34	4Q/09:08	4Q/02:34	Pratt 19 yd rush	
Memphis	2	75	0:46	1Q/15:00	1Q/14:14	Watson 64 yd rush	
Memphis	3	74	1:23	1Q/11:14	1Q/09:51	Watson 65 yd rush	
Memphis	15	65	8:06	1Q/07:18	2Q/14:12	Gillis 28 yd FG	
Memphis	10	90	6:07	2Q/11:04	2Q/04:57	Thomas 1 yd rush	
Memphis	4	63	1:18	2Q/03:23	2Q/02:05	Thomas 1 yd rush	
Memphis	4	30	1:46	4Q/13:45	4Q/11:59	Thomas 1 yd rush	
Memphis	5	75	0:35	4Q/00:47	4Q/00:12	Scates 36 yd pass from Henigan	
UTSA	7	62	2:09	1Q/13:17	1Q/11:08	Barnes 3 yd rush	
UTSA	12	72	5:21	1Q/09:36	1Q/04:15	Allen 40 yd FG	
UTSA	7	75	2:47	2Q/14:56	2Q/12:09	Henry 11 yd rush	
UTSA	12	75	4:29	2Q/08:07	2Q/03:38	Griffin 7 yd rush	
UTSA	6	49	0:52	2Q/00:52	2Q/00:00	Allen 43 yd FG	
UTSA	7	11	3:06	3Q/07:09	3Q/04:03	Allen 28 yd FG	
UTSA	2	9	0:38	4Q/10:10	4Q/09:32	Barnes 3 yd rush	
SMU	6	68	2:05	1Q/13:44	1Q/11:39	Dixon 8 yd pass from Stone	
SMU	10	75	4:13	1Q/04:47	1Q/00:34	Maryland 24 yd pass from Stone	
SMU	12	72	3:42	2Q/14:11	2Q/10:29	Rogers 20 yd FG	
SMU	3	17	0:51	3Q/11:59	3Q/11:08	Lavine 5 yd rush	
SMU	4	55	1:29	3Q/03:44	3Q/02:15	Knighton 20 yd rush	
SMU	3	77	1:02	4Q/13:46	4Q/12:44	Wheaton 22 yd rush	
SMU	10	70	6:38	4Q/10:38	4Q/04:00	Johnson Jr. 3 yd rush	
Tulsa	6	75	2:15	1Q/15:00	1Q/12:45	Rempert 40 yd pass from Francis	
Tulsa	2	43	0:26	2Q/07:05	2Q/06:39	Watkins 36 yd rush	
Tulsa	7	69	2:39	2Q/04:17	2Q/01:38	Chester 14 yd pass from Francis	
Tulsa	10	99	4:24	4Q/09:38	4Q/05:14	Benhamin 7 yd pass from Francis	

DRIVES SUPERLATIVES

MOST PLAYS:	15, vs. Memphis (FG)	FEWEST PLAYS:	1, vs. Navy (TD)
MOST YARDS:	99, vs. Tulsa (TD)	FEWEST YARDS:	14, vs. Cal (TD)
LONGEST TIME:	8:06, vs. Memphis (TD)	SHORTEST TIME:	0:07, vs. Navy (TD)



2023-24 North Texas Football
Team Game-by-Game
All games

Page 1/1
as of Nov 19, 2023

Date	Opponent	Rushing				Receiving				Passing				Kick Returns				Punt Returns				tot off
		no.	yds	td	lg	no.	yds	td	lg	cmp-att-int	yds	td	lg	no.	yds	td	lg	no.	yds	td	lg	
09/02/2023	California	27	41	0	8	15	184	3	59	15-26-3	184	3	59	4	74	0	31	1	0	0	0	225
09/09/2023	at FIU	47	247	2	34	21	301	3	59	21-35-2	301	3	59	7	148	0	24	1	0	0	0	548
09/16/2023	at Louisiana Tech	47	249	2	25	24	313	2	36	24-40-0	313	2	36	2	10	0	6	2	19	0	15	562
09/30/2023	Abilene Christian	40	209	3	42	23	321	3	80	23-36-0	321	3	80	2	39	0	26	1	5	0	5	530
10/07/2023	at Navy	36	206	2	75	22	267	1	34	22-33-0	267	1	34	2	44	0	27	1	0	0	0	473
10/14/2023	Temple	37	220	2	43	25	307	4	64	25-39-0	307	4	64	1	21	0	21	0	0	0	0	527
10/21/2023	at Tulane	24	83	2	18	35	343	2	43	35-51-0	343	2	43	2	36	0	23	0	0	0	0	426
10/28/2023	Memphis	24	180	0	67	32	411	5	41	32-50-0	411	5	41	6	104	0	29	1	-2	0	0	591
11/04/2023	UTSA	39	187	1	32	20	272	2	31	20-37-2	272	2	31	3	95	0	47	2	3	0	2	459
11/10/2023	at SMU	33	132	1	21	18	240	2	54	18-31-1	240	2	54	1	16	0	16	1	16	0	16	372
11/18/2023	at Tulsa	47	299	2	77	19	294	3	59	19-31-0	294	3	59	4	76	0	27	1	9	0	9	593
North Texas		401	2053	17	77	254	3253	30	80	254-409-8	3253	30	80	34	663	0	47	11	50	0	16	5306
Opponents		513	2843	33	66	175	2370	20	63	175-302-10	2370	20	63	4	39	0	22	4	19	0	19	5213

North Texas Averages

Games	Avg/ rush	Avg/ catch	Pass effic	KR avg	PR avg	All purpose avg/game	Total offense avg/game
11	5.1	12.8	149.2	19.5	4.5	551.7	482.4

Date	Opponent	Tackles			Sacks	Fumble		Pass Defense			blkd kick	PAT attempts			off			
		ua	a	total		tfl-yds	no-yds	ff	fr-yds	int-yds		qbh	brup	kick	rush	rcv	saf	t/o
09/02/2023	California	56	32	88	7.0-21	1-6	2	1-0	1-37	7	4	1	3-3	0	0	0	7	21
09/09/2023	at FIU	39	16	55	2.0-4	1-3	2	1-0	2-0	2	2	0	3-3	0	0	0	9	39
09/16/2023	at Louisiana Tech	29	34	63	3.0-10	1-6	0	1-0	0-0	3	3	0	4-4	0	0	0	0	40
09/30/2023	Abilene Christian	36	22	58	3.0-6	2-5	0	0-0	1-0	6	6	0	6-6	0	0	0	0	45
10/07/2023	at Navy	35	42	77	3.0-5	1-1	0	0-0	0-0	2	1	0	3-3	0	0	0	0	24
10/14/2023	Temple	49	22	71	5.0-13	3-10	0	0-0	3-13	5	3	0	6-6	0	0	0	14	45
10/21/2023	at Tulane	35	26	61	3.0-4	0-0	1	1-0	1-0	1	3	0	4-4	0	0	0	0	28
10/28/2023	Memphis	40	28	68	6.0-9	1-2	0	0-0	0-0	2	1	0	4-4	0	1	0	0	42
11/04/2023	UTSA	44	30	74	4.0-10	1-4	1	0-0	0-0	3	1	0	1-1	1	1	0	0	29
11/10/2023	at SMU	52	14	66	3.0-11	2-9	0	0-0	1-0	2	3	0	3-3	0	0	0	7	21
11/18/2023	at Tulsa	36	30	66	7.0-34	3-21	0	0-0	1-0	1	5	0	5-5	0	0	0	0	35
North Texas		451	296	747	46.0-127	16-67	6	4-0	10-50	34	32	1	42-42	1	2	0	37	369
Opponents		458	236	694	68.0-300	34-221	16	10-0	8-166	24	51	0	48-50	1	1	0	50	403

Date	Opponent	Punting							Field Goals			Kickoffs						
		no.	yds	avg	long	blkd	tb	fc	50+	i20	md-att	long	blkd	no.	yds	avg	tb	ob
09/02/2023	California	7	272	38.9	48	0	0	1	0	0	0-0	0	0	4	260	65.0	4	0
09/09/2023	at FIU	2	66	33.0	36	0	0	2	0	0	2-2	49	0	8	520	65.0	7	0
09/16/2023	at Louisiana Tech	2	121	60.5	64	0	0	0	2	1	4-4	48	0	9	525	58.3	7	0
09/30/2023	Abilene Christian	4	163	40.8	52	0	1	1	1	1	1-2	38	0	8	520	65.0	8	0
10/07/2023	at Navy	2	107	53.5	55	0	0	0	2	1	1-2	42	0	5	325	65.0	5	0
10/14/2023	Temple	2	77	38.5	46	0	0	1	0	1	1-1	24	0	8	508	63.5	6	0
10/21/2023	at Tulane	2	85	42.5	49	0	0	2	0	0	0-0	0	0	4	260	65.0	4	0
10/28/2023	Memphis	3	124	41.3	43	0	0	2	0	1	2-2	39	0	8	517	64.6	7	0
11/04/2023	UTSA	3	128	42.7	49	0	0	2	0	2	2-2	33	0	6	390	65.0	6	0
11/10/2023	at SMU	5	194	38.8	48	0	0	1	0	1	0-1	0	0	4	260	65.0	4	0
11/18/2023	at Tulsa	5	208	41.6	53	0	0	4	1	3	0-0	0	0	6	390	65.0	6	0
North Texas		37	1545	41.8	64	0	1	16	6	11	13-16	49	0	70	4475	63.9	64	0
Opponents		43	1820	42.3	59	0	5	18	10	14	9-12	54	0	72	4238	58.9	30	3



2023-24 North Texas Football
Opponents Game-by-Game
All games

Date	Opponent	Rushing				Receiving				Passing				Kick Returns				Punt Returns				tot off		
		no.	yds	td	lg	no.	yds	td	lg	cmp	att	int	yds	td	lg	no.	yds	td	lg	no.	yds		td	lg
09/02/2023	California	56	359	6	66	27	322	2	34	27	39	1	322	2	34	0	0	0	0	1	0	0	0	681
09/09/2023	at FIU	35	223	4	47	20	291	1	40	20	32	2	291	1	40	1	17	0	17	0	0	0	0	514
09/16/2023	at Louisiana Tech	40	215	2	56	15	217	3	43	15	25	0	217	3	43	1	-12	0	0	0	0	0	0	432
09/30/2023	Abilene Christian	33	170	0	16	19	217	4	28	19	38	1	217	4	28	0	0	0	0	0	0	0	0	387
10/07/2023	at Navy	58	331	3	39	4	75	1	38	4	10	0	75	1	38	0	0	0	0	1	2	0	2	406
10/14/2023	Temple	50	242	2	24	12	105	0	17	12	30	3	105	0	17	2	34	0	22	0	0	0	0	347
10/21/2023	at Tulane	48	245	2	31	15	194	3	28	15	21	1	194	3	28	0	0	0	0	0	0	0	0	439
10/28/2023	Memphis	41	270	5	65	22	330	1	63	22	28	0	330	1	63	0	0	0	0	0	0	0	0	600
11/04/2023	UTSA	51	287	4	44	13	134	0	28	13	25	0	134	0	28	0	0	0	0	1	-2	0	0	421
11/10/2023	at SMU	58	318	4	25	11	234	2	52	11	20	1	234	2	52	0	0	0	0	1	19	0	19	552
11/18/2023	at Tulsa	43	183	1	38	17	251	3	40	17	34	1	251	3	40	0	0	0	0	0	0	0	0	434
Opponents		513	2843	33	66	175	2370	20	63	175	302	10	2370	20	63	4	39	0	22	4	19	0	19	5213
North Texas		401	2053	17	77	254	3253	30	80	254	409	8	3253	30	80	34	663	0	47	11	50	0	16	5306

Opponents Averages

Games	Avg/ rush	Avg/ catch	Pass effic	KR avg	PR avg	All purpose avg/game	Total offense avg/game
11	5.5	13.5	139.1	9.8	4.8	494.3	473.9

Date	Opponent	Tackles				Sacks no-yds	Fumble ff fr-yds	Pass Defense			blkd kick	PAT attempts			off			
		ua	a	total	tfl-yds			int-yds	qbh	brup		kick	rush	rcv	saf	t/o	pts	
09/02/2023	California	28	18	46	6.0-27	3-20	1	0-0	3-45	2	3	0	5-6	0	1	0	17	58
09/09/2023	at FIU	53	24	77	5.0-15	2-11	2	1-0	2-40	0	4	0	5-5	1	0	0	7	46
09/16/2023	at Louisiana Tech	39	42	81	4.0-16	1-10	0	1-0	0-0	2	6	0	4-4	0	0	0	6	37
09/30/2023	Abilene Christian	41	26	67	3.0-5	0-0	1	0-0	0-0	0	6	0	4-4	0	0	0	0	31
10/07/2023	at Navy	46	20	66	10.0-55	8-53	2	2-0	0-0	4	5	0	3-4	0	0	0	0	27
10/14/2023	Temple	49	10	59	6.0-26	4-19	2	0-0	0-0	4	5	0	2-2	0	0	0	0	14
10/21/2023	at Tulane	43	18	61	6.0-18	1-4	2	1-0	0-0	2	4	0	5-5	0	0	0	7	35
10/28/2023	Memphis	42	8	50	8.0-41	3-26	1	1-0	0-0	5	6	0	6-6	0	0	0	0	45
11/04/2023	UTSA	40	20	60	5.0-29	3-24	3	1-0	2-81	2	8	0	4-4	0	0	0	13	37
11/10/2023	at SMU	40	12	52	7.0-30	4-22	0	1-0	1-0	2	3	0	6-6	0	0	0	0	45
11/18/2023	at Tulsa	37	38	75	8.0-38	5-32	2	2-0	0-0	1	1	0	4-4	0	0	0	0	28
Opponents		458	236	694	68.0-300	34-221	16	10-0	8-166	24	51	0	48-50	1	1	0	50	403
North Texas		451	296	747	46.0-127	16-67	6	4-0	10-50	34	32	1	42-42	1	2	0	37	369

Date	Opponent	Punting										Field Goals			Kickoffs			
		no.	yds	avg	long	blkd	tb	fc	50+	i20	md-att	long	blkd	no.	yds	avg	tb	ob
09/02/2023	California	2	80	40.0	44	0	0	0	0	1	1-3	31	0	10	592	59.2	5	0
09/09/2023	at FIU	5	181	36.2	44	0	0	3	0	2	1-1	31	0	9	497	55.2	2	0
09/16/2023	at Louisiana Tech	3	147	49.0	54	0	0	1	2	0	1-1	30	0	6	367	61.2	4	0
09/30/2023	Abilene Christian	6	258	43.0	56	0	1	4	2	1	1-1	54	0	5	299	59.8	2	1
10/07/2023	at Navy	6	280	46.7	55	0	3	1	2	2	0-0	0	0	5	300	60.0	2	0
10/14/2023	Temple	3	114	38.0	40	0	0	1	0	2	0-0	0	0	3	178	59.3	2	0
10/21/2023	at Tulane	2	91	45.5	57	0	0	2	1	1	0-0	0	0	6	386	64.3	4	0
10/28/2023	Memphis	3	139	46.3	53	0	1	0	1	2	1-1	28	0	8	439	54.9	0	0
11/04/2023	UTSA	4	187	46.8	59	0	0	1	1	1	3-3	43	0	7	438	62.6	4	0
11/10/2023	at SMU	1	40	40.0	40	0	0	0	0	0	1-1	20	0	8	447	55.9	4	2
11/18/2023	at Tulsa	8	303	37.9	54	0	0	5	1	2	0-1	0	0	5	295	59.0	1	0
Opponents		43	1820	42.3	59	0	5	18	10	14	9-12	54	0	72	4238	58.9	30	3
North Texas		37	1545	41.8	64	0	1	16	6	11	13-16	49	0	70	4475	63.9	64	0

NORTH TEXAS FOOTBALL 2023

OVERALL: 4-7 (HOME 2-3, ROAD 2-4, NEUTRAL 0-0) | AAC: 2-5 (HOME 1-2, ROAD 0-4, NEUTRAL 0-0)

North Texas - Game Highs

RUSHES	47	at Tulsa (11/18/2023)
	47	at Louisiana Tech (09/16/2023)
	47	at FIU (09/09/2023)
YARDS RUSHING	299	at Tulsa (11/18/2023)
YARDS PER RUSH	7.5	Memphis (10/28/2023)
TD RUSHES	3	Abilene Christian (09/30/2023)
PASS ATTEMPTS	51	at Tulane (10/21/2023)
PASS COMPLETIONS	35	at Tulane (10/21/2023)
YARDS PASSING	411	Memphis (10/28/2023)
YARDS PER PASS	9.5	at Tulsa (11/18/2023)
TD PASSES	5	Memphis (10/28/2023)
TOTAL PLAYS	87	at Louisiana Tech (09/16/2023)
TOTAL OFFENSE	593	at Tulsa (11/18/2023)
YARDS PER PLAY	8.0	Memphis (10/28/2023)
POINTS	45	Temple (10/14/2023)
	45	Abilene Christian (09/30/2023)
SACKS BY	3	at Tulsa (11/18/2023)
	3	Temple (10/14/2023)
FIRST DOWNS	32	at Louisiana Tech (09/16/2023)
PENALTIES	9	at SMU (11/10/2023)
	9	at Louisiana Tech (09/16/2023)
PENALTY YARDS	115	at Louisiana Tech (09/16/2023)
TURNOVERS	3	UTSA (11/04/2023)
	3	at FIU (09/09/2023)
	3	California (09/02/2023)
PUNTS	7	California (09/02/2023)
PUNTING AVG	60.5	at Louisiana Tech (09/16/2023)
LONG PUNT	64	at Louisiana Tech (09/16/2023)
PUNTS INSIDE 20	3	at Tulsa (11/18/2023)
LONG PUNT RETURN	16	at SMU (11/10/2023)

GAME-BY-GAME OFFENSIVE STARTERS

OPPONENT	Z	Y	X	H/TE	RB	QB	LT	LG	C	RG	RT
CAL	Cleveland	Burns	Maclin	Kautai	Ragsdale	Earle	Moreka	Blair	Miner	Duncan	Nwaiwu
at FIU	Cleveland	Horton	Maclin	Kautai	Johnson	Earle	Moreka	Blair	Miner	Duncan	Nwaiwu
at LA Tech	Cleveland	Horton	Maclin	Lee	Adaway III	Rogers	Moreka	Blair	Miner	Nwaiwu	Duncan
ACU	Ward	Burns	Maclin	Sides	Adaway III	Rogers	Moreka	Blair	Miner	Nwaiwu	Duncan
at Navy	Ward	Lee (TE)	Maclin	Kautai	Adeyi	Rogers	Moreka	Blair	Miner	Nwaiwu	Duncan
Temple	Ward	Burns	Maclin	Smart	Adeyi	Rogers	Moreka	Blair	Miner	Nwaiwu	Duncan
at Tulane	Ward	Burns	Maclin	Smart	Adeyi	Rogers	Moreka	Blair	Miner	Nwaiwu	Duncan
Memphis	Ward	Burns	Maclin	Kautai	Adeyi	Rogers	Moreka	Blair	Miner	Carroll	Duncan
UTSA	Ward	Burns	Maclin	Lee	Adeyi	Rogers	Moreka	Blair	Miner	Carroll	Duncan
at SMU	Cleveland	Burns	Maclin	Sides	Adeyi	Rogers	Moreka	Blair	Miner	Carroll	Duncan
at Tulsa	Cleveland	Burns	Maclin	Kautai	Adeyi	Rogers	Moreka	Blair	Miner	Asenuga	Duncan
UAB											

GAME-BY-GAME DEFENSIVE STARTERS

OPPONENT	DE	NOSE	LEO/DT	SLB	MLB	WLB	FS	BS	STAR	CB	CB
CAL	Richards	R. Brown	Vailea	J. Smith	J. Brown	Wesloski	Wilson	Hill	Nakwaasah	Texada	J. Davis
at FIU	Richards	R. Brown	Vailea	J. Smith	J. Brown	Wesloski	Wilson	Hill	P. Smith	Texada	J. Davis
at LA Tech	Richards	R. Brown	Vailea	Alobwede (DL)	Wood	Wesloski	Wilson	Linder	P. Smith	Texada	Thompson
ACU	Richards	M. Moore	Alobwede	Wesloski	Kropp	Wood	Wilson	Linder	Nakwaasah	Starling	J. Davis
at Navy	Richards	R. Brown	Vailea	Alobwede (DL)	J. Brown	Wesloski	M. Moore (DE)	Hill	Anderson	Roach (DE)	Kropp (LB)
Temple	Richards	R. Brown	Vailea	J. Smith	J. Brown	Wood	Wilson	Hill	P. Smith	Texada	Thompson
at Tulane	Richards	R. Brown	Vailea	Wesloski	J. Brown	Wood	Wilson	Linder	P. Smith	Texada	Thompson
Memphis	Richards	R. Brown	Vailea	Wesloski	J. Brown	Wood	Wilson	Hill	P. Smith	Texada	Thompson
UTSA	Richards	R. Brown	Alobwede	J. Smith	J. Brown	Wesloski	Wilson	Hill	P. Smith	Texada	J. Davis
at SMU	Richards	R. Brown	Alobwede	Wesloski	Kropp	J. Brown	Wilson	Hill	Anderson	J. Davis	Thompson
at Tulsa	Richards	R. Brown	Alobwede	Wesloski	Kropp	J. Brown	E. Jackson	Nakwaasah	P. Smith	Texada	Thompson
UAB											

NORTH TEXAS FOOTBALL 2023

OVERALL: 4-7 (HOME 2-3, ROAD 2-4, NEUTRAL 0-0) | AAC: 2-5 (HOME 1-2, ROAD 0-4, NEUTRAL 0-0)



2023-24 North Texas Football Individual Game Highs All games

Page 1/1
as of Nov 19, 2023

North Texas - Individual Game Highs

RUSHES	19	Ayo Adeyi at Louisiana Tech (09/16/2023)
YARDS RUSHING	148	Ayo Adeyi at Louisiana Tech (09/16/2023)
TD RUSHES	2	Isaiah Johnson vs Abilene Christian (09/30/2023)
	2	Ayo Adeyi at Louisiana Tech (09/16/2023)
LONG RUSH	77	Oscar Adaway III at Tulsa (11/18/2023)
PASS ATTEMPTS	51	Chandler Rogers at Tulane (10/21/2023)
PASS COMPLETIONS	35	Chandler Rogers at Tulane (10/21/2023)
YARDS PASSING	411	Chandler Rogers vs Memphis (10/28/2023)
TD PASSES	5	Chandler Rogers vs Memphis (10/28/2023)
LONG PASS	80	Chandler Rogers vs Abilene Christian (09/30/2023)
RECEPTIONS	11	Roderic Burns at Louisiana Tech (09/16/2023)
YARDS RECEIVING	163	Ja'Mori Maclin vs Temple (10/14/2023)
TD RECEPTIONS	3	Roderic Burns vs Memphis (10/28/2023)
LONG RECEPTION	80	Ja'Mori Maclin vs Abilene Christian (09/30/2023)
PUNTS	5	Sawyer Evans at Tulsa (11/18/2023)
	5	Sawyer Evans at SMU (11/10/2023)
	5	Adam Jacklin vs California (09/02/2023)
PUNTING AVG	60.5	Sawyer Evans at Louisiana Tech (09/16/2023)
LONG PUNT	64	Sawyer Evans at Louisiana Tech (09/16/2023)
PUNTS INSIDE 20	3	Sawyer Evans at Tulsa (11/18/2023)
LONG PUNT RETURN	16	Roderic Burns at SMU (11/10/2023)
LONG KICKOFF RETURN	47	Kaylon Horton vs UTSA (11/04/2023)
TACKLES	15	Jordan Brown at Tulane (10/21/2023)
SACKS	2	Jordan Brown at SMU (11/10/2023)
TACKLES FOR LOSS	3	Mazin Richards at Louisiana Tech (09/16/2023)

NORTH TEXAS FOOTBALL 2023

OVERALL: 4-7 (HOME 2-3, ROAD 2-4, NEUTRAL 0-0) | AAC: 2-5 (HOME 1-2, ROAD 0-4, NEUTRAL 0-0)

3rd-Down Conversions

Date	Opponent	Score	Overall	1st Qtr	2nd Qtr	3rd Qtr	4th Qtr	Overtime
09/02/2023	California	L 21-58	2-11 18.2	2-4 50.0	0-3 0.0	0-2 0.0	0-2 0.0	0-0 0.0
09/09/2023	at FIU	L 39-46	5-14 35.7	3-6 50.0	0-2 0.0	1-3 33.3	1-3 33.3	0-0 0.0
09/16/2023	at Louisiana Tech	W 40-37	11-18 61.1	4-6 66.7	1-5 20.0	2-2 100.0	4-5 80.0	0-0 0.0
09/30/2023	Abilene Christian	W 45-31	5-14 35.7	2-3 66.7	1-3 33.3	2-5 40.0	0-3 0.0	0-0 0.0
10/07/2023	at Navy	L 24-27	2-11 18.2	1-4 25.0	0-2 0.0	1-2 50.0	0-3 0.0	0-0 0.0
10/14/2023	Temple	W 45-14	9-15 60.0	3-4 75.0	5-7 71.4	1-3 33.3	0-1 0.0	0-0 0.0
10/21/2023	at Tulane	L 28-35	5-13 38.5	0-4 0.0	1-4 25.0	2-2 100.0	2-3 66.7	0-0 0.0
10/28/2023	Memphis	L 42-45	7-14 50.0	1-2 50.0	2-5 40.0	1-3 33.3	3-4 75.0	0-0 0.0
11/04/2023	UTSA	L 29-37	9-16 56.3	1-4 25.0	4-6 66.7	0-2 0.0	4-4 100.0	0-0 0.0
11/10/2023	at SMU	L 21-45	4-14 28.6	1-4 25.0	1-4 25.0	1-3 33.3	1-3 33.3	0-0 0.0
11/18/2023	at Tulsa	W 35-28	7-17 41.2	1-3 33.3	2-6 33.3	3-4 75.0	1-4 25.0	0-0 0.0
North Texas			66-157 42.0	19-44 43.2	17-47 36.2	14-31 45.2	16-35 45.7	0-0 0.0
Opponents			73-158 46.2	13-28 46.4	22-48 45.8	17-43 39.5	21-39 53.8	0-0 0.0

4th-Down Conversions

Date	Opponent	Score	Overall	1st Qtr	2nd Qtr	3rd Qtr	4th Qtr	Overtime
09/02/2023	California	L 21-58	0-1 0.0	0-0 0.0	0-0 0.0	0-0 0.0	0-1 0.0	0-0 0.0
09/09/2023	at FIU	L 39-46	2-4 50.0	1-1 100.0	0-0 0.0	0-1 0.0	1-2 50.0	0-0 0.0
09/16/2023	at Louisiana Tech	W 40-37	2-2 100.0	1-1 100.0	1-1 100.0	0-0 0.0	0-0 0.0	0-0 0.0
09/30/2023	Abilene Christian	W 45-31	2-2 100.0	0-0 0.0	0-0 0.0	2-2 100.0	0-0 0.0	0-0 0.0
10/07/2023	at Navy	L 24-27	3-5 60.0	1-2 50.0	0-0 0.0	0-0 0.0	2-3 66.7	0-0 0.0
10/14/2023	Temple	W 45-14	2-3 66.7	1-1 100.0	1-1 100.0	0-1 0.0	0-0 0.0	0-0 0.0
10/21/2023	at Tulane	L 28-35	1-5 20.0	1-2 50.0	0-2 0.0	0-0 0.0	0-1 0.0	0-0 0.0
10/28/2023	Memphis	L 42-45	0-1 0.0	0-1 0.0	0-0 0.0	0-0 0.0	0-0 0.0	0-0 0.0
11/04/2023	UTSA	L 29-37	2-2 100.0	1-1 100.0	1-1 100.0	0-0 0.0	0-0 0.0	0-0 0.0
11/10/2023	at SMU	L 21-45	2-3 66.7	1-2 50.0	1-1 100.0	0-0 0.0	0-0 0.0	0-0 0.0
11/18/2023	at Tulsa	W 35-28	2-3 66.7	0-0 0.0	1-2 50.0	0-0 0.0	1-1 100.0	0-0 0.0
North Texas			18-31 58.1	7-11 63.6	5-8 62.5	2-4 50.0	4-8 50.0	0-0 0.0
Opponents			16-27 59.3	1-2 50.0	7-9 77.8	6-12 50.0	2-4 50.0	0-0 0.0

Time of Possession

Date	Opponent	Score	Overall	1st Qtr	2nd Qtr	3rd Qtr	4th Qtr	Overtime
09/02/2023	California	L 21-58	20:53	06:10	08:00	01:54	04:49	00:00
09/09/2023	at FIU	L 39-46	32:16	09:54	07:36	06:04	08:42	00:00
09/16/2023	at Louisiana Tech	W 40-37	33:24	10:41	10:57	04:12	07:34	00:00
09/30/2023	Abilene Christian	W 45-31	32:18	08:41	06:07	08:51	08:39	00:00
10/07/2023	at Navy	L 24-27	26:05	09:39	04:53	03:20	08:13	00:00
10/14/2023	Temple	W 45-14	29:23	08:54	08:40	05:51	05:58	00:00
10/21/2023	at Tulane	L 28-35	27:23	03:22	10:30	07:10	06:21	00:00
10/28/2023	Memphis	L 42-45	25:47	05:33	06:01	06:45	07:28	00:00
11/04/2023	UTSA	L 29-37	27:45	03:15	11:07	05:05	08:18	00:00
11/10/2023	at SMU	L 21-45	26:34	06:53	07:06	04:27	08:08	00:00
11/18/2023	at Tulsa	W 35-28	32:04	05:25	07:52	06:55	11:52	00:00
North Texas			Total 313:52	78:27	88:49	60:34	86:02	00:00

NORTH TEXAS FOOTBALL 2023

OVERALL: 4-7 (HOME 2-3, ROAD 2-4, NEUTRAL 0-0) | AAC: 2-5 (HOME 1-2, ROAD 0-4, NEUTRAL 0-0)



2023-24 North Texas Football Red-Zone Results All games

Page 1/1
as of Nov 19, 2023

North Texas Inside Opponent Red-Zone

Date	Opponent	Score	Times In RZ	Times Scored	Total Pts	Rush TDs	Pass TDs	FGs Made	Failed to score inside RZ						
									FGA	Down	Int	Fumb	Half	Game	
09/02/2023	California	L 21-58	2	2	14	2	0	2	0	0	0	0	0	0	0
09/09/2023	at FIU	L 39-46	4	3	20	3	1	2	0	0	1	0	0	0	0
09/16/2023	at Louisiana Tech	W 40-37	7	7	33	3	2	1	4	4	0	0	0	0	0
09/30/2023	Abilene Christian	W 45-31	6	6	38	5	3	2	1	1	0	0	0	0	0
10/07/2023	at Navy	L 24-27	2	1	7	1	0	1	0	0	1	0	0	0	0
10/14/2023	Temple	W 45-14	3	3	17	2	0	2	1	1	0	0	0	0	0
10/21/2023	at Tulane	L 28-35	4	4	28	4	2	2	0	0	0	0	0	0	0
10/28/2023	Memphis	L 42-45	4	4	25	3	0	3	1	1	0	0	0	0	0
11/04/2023	UTSA	L 29-37	5	4	22	2	0	2	2	2	0	1	0	0	0
11/10/2023	at SMU	L 21-45	2	2	14	2	1	1	0	0	0	0	0	0	0
11/18/2023	at Tulsa	W 35-28	2	1	7	1	0	1	0	0	0	0	1	0	0
Totals 37 of 41 (90.2%)			41	37	225	28	9	19	9	9	2	1	1	0	0

Opponents Inside North Texas Red-Zone

Date	Opponent	Score	Times In RZ	Times Scored	Total Pts	Rush TDs	Pass TDs	FGs Made	Failed to score inside RZ						
									FGA	Down	Int	Fumb	Half	Game	
09/02/2023	California	L 21-58	8	6	38	5	4	1	1	2	0	1	0	0	0
09/09/2023	FIU	L 39-46	3	3	18	2	1	1	1	1	0	0	0	0	0
09/16/2023	Louisiana Tech	W 40-37	5	5	30	4	2	2	1	1	0	0	0	0	0
09/30/2023	Abilene Christian	W 45-31	2	2	14	2	0	2	0	0	0	0	0	0	0
10/07/2023	Navy	L 24-27	2	1	7	1	1	0	0	0	0	0	0	0	1
10/14/2023	Temple	W 45-14	2	2	14	2	2	0	0	0	0	0	0	0	0
10/21/2023	Tulane	L 28-35	4	3	21	3	2	1	0	0	0	0	1	0	0
10/28/2023	Memphis	L 42-45	4	4	24	3	3	0	1	1	0	0	0	0	0
11/04/2023	UTSA	L 29-37	6	6	34	4	4	0	2	2	0	0	0	0	0
11/10/2023	SMU	L 21-45	6	5	31	4	3	1	1	1	1	0	0	0	0
11/18/2023	Tulsa	W 35-28	2	2	14	2	0	2	0	0	0	0	0	0	0
Totals 39 of 44 (88.6%)			44	39	245	32	22	10	7	8	1	1	1	0	1

NORTH TEXAS FOOTBALL 2023

OVERALL: 4-7 (HOME 2-3, ROAD 2-4, NEUTRAL 0-0) | AAC: 2-5 (HOME 1-2, ROAD 0-4, NEUTRAL 0-0)

##	Player	GP-GS	Cal	FIU	LATech	ACU	Navy	Temple	Tulane	Mem	UTSA	SMU	Tulsa
0	Blair Conwright	11/0	XXX	XXX	XXX	XXX	XXX	XXX	XXX	XXX	XXX	XXX	XXX
0	Phil Hill	11/7	START	START	XXX	XXX	START	START	XXX	START	START	START	XXX
1	Kaylon Horton	11/2	XXX	START	START	XXX	XXX	XXX	XXX	XXX	XXX	XXX	XXX
1	Logan Wilson	11/9	START	START	START	START	XXX	START	START	START	START	START	XXX
2	Roderic Burns	11/8	START	XXX	XXX	START	XXX	START	START	START	START	START	START
3	Jace Ruder	3/0	XXX	XXX	XXX
3	Stone Earle	4/2	START	START	XXX	XXX
4	Chandler Rogers	11/9	XXX	XXX	START	START	START	START	START	START	START	START	START
4	Dillion Williams	9/0	XXX	XXX	XXX	XXX	XXX	XXX	XXX	XXX	XXX
5	Ridge Texada	11/8	START	START	START	XXX	XXX	START	START	START	START	XXX	START
5	Ayo Adeyi	11/7	XXX	XXX	XXX	XXX	START	START	START	START	START	START	START
6	Lorenzo Thompson	11/6	XXX	XXX	START	XXX	XXX	START	START	START	XXX	START	START
6	Ikaika Ragsdale	2/1	START	XXX
7	Trey Cleveland	11/5	START	START	START	XXX	XXX	XXX	XXX	XXX	XXX	START	START
7	Nick Nakwaasah	7/3	START	XXX	XXX	START	XXX	XXX	START
8	John Davis	11/5	START	START	XXX	START	XXX	XXX	XXX	XXX	START	START	XXX
8	Damon Ward	11/6	XXX	XXX	XXX	START	START	START	START	START	START	XXX	XXX
9	Enoch Jackson	4/0	XXX	XXX	XXX	XXX
9	Ja'Mori Maclin	11/11	START	START	START	START	START	START	START	START	START	START	START
10	JD Head	0/0
10	Roderick Brown	11/10	START	START	START	XXX	START	START	START	START	START	START	START
11	Detraevon Brown	0/0
11	Patrick Smith	11/7	XXX	START	START	XXX	XXX	START	START	START	START	XXX	START
13	Brian Nelson II	4/0	XXX	XXX	XXX	XXX
13	Josh Smith	0/0
14	J'Kalon Carter	0/0
14	Jayven Anderson	9/2	XXX	XXX	START	XXX	XXX	XXX	XXX	START	XXX
15	Carson Kropp	11/4	XXX	XXX	XXX	START	START	XXX	XXX	XXX	XXX	START	START
15	Jordan Smart	11/2	XXX	XXX	XXX	XXX	XXX	START	START	XXX	XXX	XXX	XXX
16	Dylan Gebbia	0/0
16	Evan Jackson	11/1	XXX	XXX	XXX	XXX	XXX	XXX	XXX	XXX	XXX	XXX	START
17	Taylor Starling	3/1	XXX	START	XXX
18	Dorian Morris	2/0	XXX	XXX
18	Tarik Lockett	5/0	XXX	XXX	XXX	XXX	XXX
19	Jordan Brown	11/9	START	START	XXX	XXX	START	START	START	START	START	START	START
20	Alphie Guillory	9/0	XXX	XXX	XXX	XXX	XXX	XXX	XXX	XXX	XXX
20	Qalon Farrar	0/0
21	Kevin Wood	9/5	XXX	XXX	START	START	XXX	START	START	START	XXX
21	BK Jackson	9/0	XXX	XXX	XXX	XXX	XXX	XXX	XXX	XXX	XXX
22	Matthew Moore	0/0
22	Landon Sides	10/2	...	XXX	XXX	START	XXX	XXX	XXX	XXX	XXX	START	XXX
23	Isaiah Johnson	7/1	XXX	START	XXX	XXX	XXX	XXX	XXX
23	Bryce Linder	11/3	XXX	XXX	START	START	XXX	XXX	START	XXX	XXX	XXX	XXX
24	Chavez Brown	9/0	XXX	XXX	XXX	XXX	XXX	XXX	XXX	XXX	XXX
25	Kollin Lewis	2/0	XXX	...	XXX
25	Makenzie McGill	0/0
26	Dietrich Moore	0/0
27	Oscar Adaway III	11/2	XXX	XXX	START	START	XXX	XXX	XXX	XXX	XXX	XXX	XXX
27	Harold West	4/0	XXX	XXX	XXX	XXX
29	Caden Park	0/0
29	Adam Jacklin	4/0	XXX	XXX	...	XXX	...	XXX
30	Grayson Ward	0/0
30	Loren Johnson	0/0
32	Ethan Wesloski	11/10	START	START	START	START	START	XXX	START	START	START	START	START
34	C.J. Garnett	10/0	XXX	...	XXX	XXX	XXX	XXX	XXX	XXX	XXX	XXX	XXX
35	Chris Wright	4/0	XXX	XXX	XXX	XXX
36	Jaylen Smith	11/4	START	START	XXX	XXX	XXX	START	XXX	XXX	START	XXX	XXX
36	Caden Yates	0/0
38	Christian Traylor	5/0	XXX	XXX	XXX	XXX	XXX	...
39	Karter Houchin	0/0

NORTH TEXAS FOOTBALL 2023

OVERALL: 4-7 (HOME 2-3, ROAD 2-4, NEUTRAL 0-0) | AAC: 2-5 (HOME 1-2, ROAD 0-4, NEUTRAL 0-0)

##	Player	GP-GS	Cal	FIU	LATech	ACU	Navy	Temple	Tulane	Mem	UTSA	SMU	Tulsa
40	Trent Ayers	6/0	...	XXX	XXX	...	XXX	XXX	XXX	XXX
40	Kali Nguma	0/0
41	Sawyer Evans	11/0	XXX	XXX	XXX	XXX	XXX	XXX	XXX	XXX	XXX	XXX	XXX
41	Corey Swiney	0/0
42	Sifa Leota	1/0	XXX
43	Jax Van Zandt	0/0
44	Mazin Richards	11/11	START	START	START	START	START	START	START	START	START	START	START
45	Kadren Johnson	8/0	XXX	XXX	XXX	XXX	...	XXX	XXX	XXX	XXX
46	Grady Brewer	4/0	XXX	...	XXX	XXX	XXX
46	Brad Adamcik	0/0
47	J.P. Hadley	11/0	XXX	XXX	XXX	XXX	XXX	XXX	XXX	XXX	XXX	XXX	XXX
47	Harrison Dempsey	0/0
48	Rodney Green Jr.	1/0	XXX
49	Collin Brown	0/0
49	Kamdon McFarland	0/0
50	Kade Sink	0/0
51	Fatafehi Vailea	10/7	START	START	START	XXX	START	START	START	START	...	XXX	XXX
53	Blake Fann	0/0
54	Febechi Nwaiwu	9/7	START	START	START	START	START	START	START	XXX	XXX
56	Dameon Smallwood	0/0
57	Austin Williams	0/0
58	Samora Ezekiel	0/0
60	Paula Vaipulu	10/0	...	XXX	XXX	XXX	XXX	XXX	XXX	XXX	XXX	XXX	XXX
62	Caden Reeves	1/0	...	XXX
64	Jett Duncan	11/11	START	START	START	START	START	START	START	START	START	START	START
65	Gabe Blair	11/11	START	START	START	START	START	START	START	START	START	START	START
66	Josiah Jefferson	0/0
67	Ethan Miner	11/11	START	START	START	START	START	START	START	START	START	START	START
68	Keon Johnson	0/0
69	Ryan Krueger	0/0
70	Isaac Sohn	0/0
71	Leke Asenuga	11/1	XXX	XXX	XXX	XXX	XXX	XXX	XXX	XXX	XXX	XXX	START
72	Isaiah Villanueva	0/0
74	Larry Moore	11/0	XXX	XXX	XXX	XXX	XXX	XXX	XXX	XXX	XXX	XXX	XXX
76	Desmond Magiya	1/0	XXX
77	Kaci Moreka	11/11	START	START	START	START	START	START	START	START	START	START	START
78	Daizion Carroll	7/3	...	XXX	XXX	XXX	...	XXX	...	START	START	START	...
79	Howard Sampson	1/0	XXX
80	Zhiglhil McMillan	4/0	XXX	...	XXX	XXX	...	XXX
81	Richard Rocquemore	6/0	XXX	...	XXX	XXX	XXX	XXX	XXX
82	Dallas Dudley	0/0
83	Zack Darkoch	0/0
84	Christian Lee	11/3	XXX	XXX	START	XXX	START	XXX	XXX	XXX	START	XXX	XXX
85	Evan Greene	0/0
86	Kaden Taylor	0/0
87	Tim Madison	0/0
88	Xzavior Kautai	11/5	START	START	XXX	XXX	START	XXX	XXX	START	XXX	XXX	START
89	West Wilson	11/0	XXX	XXX	XXX	XXX	XXX	XXX	XXX	XXX	XXX	XXX	XXX
90	Kaghan Roach	9/1	XXX	XXX	START	XXX	XXX	XXX	XXX	XXX	XXX
91	Keith Smith	0/0
93	Drumani West-Asoma	0/0
94	Marcus Moore	10/2	XXX	XXX	XXX	START	START	XXX	XXX	...	XXX	XXX	XXX
95	Kortlin Rausaw	9/0	XXX	XXX	XXX	XXX	XXX	XXX	XXX	XXX	XXX
95	K'Von Hamilton	0/0
96	Vic Alobwede	11/6	XXX	XXX	START	START	START	XXX	XXX	XXX	START	START	START
98	Dadrian Burleson	0/0
99	Noah Rauschenberg	11/0	XXX	XXX	XXX	XXX	XXX	XXX	XXX	XXX	XXX	XXX	XXX

2023 GAME RECAPS

OVERALL: 4-7 (HOME 2-3, ROAD 2-4, NEUTRAL 0-0) | AAC: 2-5 (HOME 1-2, ROAD 0-4, NEUTRAL 0-0)

CAL vs. UNT

DATCU STADIUM • DENTON, TEXAS
SEPT. 2, 2023 • ATTENDANCE: 21,350

POSTGAME NOTES

- UNT junior quarterback Stone Earle threw for 174 yards and three touchdowns in his first start for the Mean Green but the team struggled in the second half en route to a 58-21 season-opening loss to California at DATCU Stadium on Saturday.
- The UNT defense made a big play late in the first half when Logan Wilson recovered a fumble forced by Jaylen Smith at the Cal 24-yard line, and three plays later, Earle found Xzavior Kautai for a 12-yard touchdown to pull the Mean Green within 27-21 with 1:47 to play in the half.
- But Cal (1-0) found the end zone with seven seconds to play in the first half and scored early in the third quarter to take a 41-21 lead.
- The Golden Bears closed the game by scoring 31 straight points to take home the victory.
- Sophomore wideout Ja'Mori Maclin caught four balls for 122 yards and two touchdowns – all in the first 15:27 of game time. Maclin notched the first 100-yard receiving day of his career, and the first for a UNT receiver since Damon Ward had 101 yards on Oct. 29, 2022, at Western Kentucky.

SCORING SUMMARY

CAL	14	19	15	10	--	58
UNT	7	14	0	0	--	21

1st 12:53	CAL	Hunter,Jeremiah 23 yd pass from Jackson V,Sam (Luckhurst,Micha kick)
11:04	UNT	Maclin, Ja'Mori 3 yd pass from Earle, Stone (Rauschenberg, Noahkick)
01:04	CAL	Ott,Jaydn 4 yd run (Luckhurst,Micha kick)
2nd 14:33	UNT	Maclin, Ja'Mori 59 yd pass from Earle, Stone (Rauschenberg, Noahkick)
07:30	CAL	Ifanse,Isaiah 26 yd run (Luckhurst,Micha kick)
05:42	UNT	Ott,Jaydn 66 yd run (Luckhurst,Micha kick blocked)
01:47	UNT	Kautai,Xzavior 12 yd pass from Earle, Stone (Rauschenberg, Noahkick)
00:07	CAL	Ifanse,Isaiah 8 yd run (Ott,Jaydn pass failed)
3rd 11:24	CAL	Ifanse,Isaiah 1 yd run (Endries,Jack pass from Finley,Ben)
08:02	CAL	Davis,Taj 4 yd pass from Finley,Ben (Luckhurst,Micha kick)
4th 11:42	CAL	Stredick,Ashton 5 yd run (Luckhurst,Micha kick)
06:27	CAL	Luckhurst,Micha 31 yd field goal

STATISTICS

TEAM STATS	CAL	UNT
FIRST DOWNS	28	9
RUSHES-YARDS (NET)	54-357	29-41
PASSING YDS (NET)	256	128
Passes Att-Comp-Int	32-23-1	33-19-3
TOTAL OFFENSE PLAYS-YARDS	86-613	62-169
Fumble Returns-Yards	2-44	2-37
Punt Returns-Yards	1-0	1-0
Kickoff Returns-Yards	0-0	4-74
Interception Returns-Yards	3-1	1-0
Punts (Number-Avg)	2-40.0	7-38.9
Fumbles-Lost	2-1	2-0
Penalties-Yards	8-67	2-20
Possession Time	33:37	27:08
Third-Down Conversions	7 of 16	2 of 13
Fourth-Down Conversions	3 of 3	0 of 2
Red-Zone Scores-Chances	6-8	2-2
Sacks By: Number-Yards	2-16	0-0

INDIVIDUAL STATISTICS

RUSHING: California-Ott,Jaydn 20-188; Ifanse,Isaiah 10-54; Stredick,Ashton 11-51; Thomas,Jaivian 4-36; Jackson V,Sam 3-18; Finley,Ben 3-9; Affieri,Andy 2-4; Mendoza,Fernand 1-minus 3. UNT-Johnson, Isaiah 6-34; Adaway III, Oscar 7-17; Adeyi, Ayo 2-8; Ragsdale, Ikaik 3-3; 3A 2-0; TEAM 1-minus 2; Earle, Stone 7-minus 8; Rogers, Chandler 1-minus 11.

PASSING: California-Finley,Ben 20-27-1-223; Jackson V,Sam 3-4-0-33; Mendoza,Fernand 0-1-0-0. UNT-Earle, Stone 12-19-2-174; 1J 4-7-0-minus 56; Rogers, Chandler 3-7-1-10.

RECEIVING: California-Hunter,Jeremiah 6-64; Young,Monroe 4-63; Davis,Taj 4-36; Ifanse,Isaiah 3-21; Hightower,Brian 2-13; Endries,Jack 1-18; Anderson,Mavin 1-17; Ott,Jaydn 1-13; Grizzell,Trond 1-11. UNT-Maclin, Ja'Mori 4-122; Burns, Roderic 4-27; Kautai,Xzavior 1-12; Horton, Kaylon 1-11; Cleveland, Trey 1-9; Adeyi, Ayo 1-5; Adaway III, Oscar 1-4; Smart, Jordan 1-minus 3; Johnson, Isaiah 1-minus 3; 83 1-minus 4; 87 1-minus 12; 3A 1-minus 16; 1A 1-minus 24.

INTERCEPTIONS: California-Elarms-Orr,Kale 1-1. UNT-None.

SACKS: UNT - California-Sirmon,Jackson 1-0; Jernigan,Myles 1-0. UNT-None.

TACKLES (Total): California-Sirmon,Jackson 6-2; Antzoulatos,Bla 3-3; Woodson,Craig 3-1; Carlton,Xavier 1-3; McMorris,Patric 2-1; OA 2-0; Saunders,Ethan 2-0; Jernigan,Myles 2-0; Roberts,Jaedon 1-1; Luckhurst,Micha 1-0; McCulloch,Ryan 1-0; Elarms-Orr,Kale 1-0; Littlejohn,Matt 1-0; Burrell,Nate 1-0; Williams,Nohl 1-0; Anderson,Mavin 1-0; Calhoun,Akii 1-0; 21 1-0; Finley,Ben 1-0; Barth,Hunter 1-0; Williams,Miles 1-0; Reese,David 0-1; Correia,Ricky 0-1; Williams,Myles 0-1; Saole-McKenzie, 0-1; Wilkins,Derek 0-1; Hearn III,Lu-M 0-1; Stredick,Ashton 0-1. UNT-Smith, Jaylen 6-3; Brown, Jordan 6-1; West, Harold 5-2; Smith, Patrick 4-3; Wilson, Logan 3-3; Wesloski, Ethan 2-3; Texada, Ridge 3-1; Hill, Phil 3-1; Davis, John 2-2; Jackson, Evan 2-1; Wood, Kevin 2-1; Thompson,Loron 2-1; Linder, Bryce 2-1; Vailea, Fatafeh 1-2; Kropp, Carson 2-0; Richards,Mazin 2-0; Brown, Roderick 1-1; Conwright, Blai 1-0; Luckett, Tarik 1-0; Alobwede,Vic 0-1; Jackson, Enoch 0-1; Nakwaasah, Nick 0-1; Brewer, Grady 0-1.

UNT vs. FIU

FIU STADIUM • MIAMI, FLORIDA
SEPT. 9, 2023 • ATTENDANCE: 15,754

POSTGAME NOTES

- Despite a big-time effort in relief from junior quarterback Chandler Rogers, UNT fell to 0-2 on the season after a 46-39 loss at FIU on Saturday night
- Rogers entered the game for the Mean Green's first series of the second half after FIU took a 24-20 lead coming out of halftime and passed for 201 yards and two touchdowns while rushing for another score to go with 49 yards on the ground in a game that featured eight lead changes and 548 yards of total offense for UNT.
- Rogers' 23-yard rushing touchdown with 10:03 to play gave the Mean Green a 39-38 lead and capped a three-play, 30-yard drive after an interception deep in FIU's territory by Phil Hill gave UNT a short field.
- A trio of Mean Green wide receivers found the end zone, as junior Damon Ward Jr., led all UNT receivers with 85 yards on four catches and the sixth touchdown reception of his career.
- UNT's 548 total yards marked the first time the Mean Green have had over 500 yards of total offense since having 623 against FIU last season.

SCORING SUMMARY

UNT	10	10	7	12	--	39
FIU	7	10	21	8	--	46

1st 10:50	UNT	Cleveland, Trey 25 yd pass from Earle,Stone (Rauschenberg, Noah kick)
1st 09:39	FIU	Lawrence, Shomari 28 yd run (Gabriel,Chase kick)
1st 01:44	UNT	Rauschenberg ,Noah 47 yd field goal
2nd 13:47	FIU	Masses, Hezekiah 40 yd interception (Gabriel,Chase kick)
2nd 06:50	FIU	Gabriel,Chase 31 yd field goal
2nd 04:12	UNT	Adaway III,Oscar 9 yd run (Rauschenberg, Noah kick)
2nd 01:08	UNT	Rauschenberg, Noah 49 yd field goal
3rd 11:31	FIU	Owens, Kejon 21 yd run (Gabriel,Chase kick)
3rd 09:26	UNT	Maclin, Ja'Mori 8 yd pass from Rogers, Chandler (Rauschenberg, Noah kick)
3rd 04:37	FIU	Owens,Kejon 47 yd run (Gabriel,Chase kick)
3rd 01:02	FIU	Mitchell,Kris 8 yd pass from Jenkins,Keyone (Gabriel,Chase kick)
4th 11:18	UNT	Ward,Damon 10 yd pass from Rogers, Chandler
4th 10:03	UNT	Rogers, Chandler 23 yd run
4th 07:09	FIU	Owens,Kejon 6 yd run (Jenkins,Keyone rush)

STATISTICS

TEAM STATS	UNT	FIU
FIRST DOWNS	26	21
RUSHES-YARDS (NET)	47-247	35-223
PASSING YDS (NET)	301	291
Passes Att-Comp-Int	35-21-2	32-20-2
TOTAL OFFENSE PLAYS-YARDS	82-548	67-514
Fumble Returns-Yards	0-0	0-0
Punt Returns-Yards	1-0	0-0
Kickoff Returns-Yards	7-148	1-17
Interception Returns-Yards	2-0	2-40
Punts (Number-Avg)	2-33.0	5-36.2
Fumbles-Lost	3-1	2-1
Penalties-Yards	3-35	6-55
Possession Time	32:16	27:44
Third-Down Conversions	5 of 14	3 of 12
Fourth-Down Conversions	2 of 4	3 of 3
Red-Zone Scores-Chances	3-4	3-3
Sacks By: Number-Yards	1-3	2-14

INDIVIDUAL STATISTICS

RUSHING: UNT-Earle, Stone 8-71; Adaway III, Oscar 11-57; Rogers, Chandler 6-49; Ragsdale, Ikaik 6-31; Adeyi, Ayo 8-26; Johnson, Isaiah 7-25; TEAM 1-minus 12. FIU-Owens,Kejon 10-101; Lawrence,Shomar 16-89; Jenkins,Keyone 9-33.

PASSING: UNT-Earle, Stone 10-20-2-100; Rogers, Chandler 11-15-0-201. FIU-Jenkins,Keyone 20-32-2-291.

RECEIVING: UNT-Ward, Damon 4-85; Burns, Roderic 4-54; Maclin, Ja'Mori 3-61; Cleveland, Trey 3-51; Conwright, Blai 2-29; Horton, Kaylon 2-12; Sides, Landon 1-5; Johnson, Isaiah 1-4; Smart, Jordan 1-0. FIU-Mitchell,Kris 7-94; Bracey-Jalen 5-59; Patterson,Dean 2-75; Miamen,Josiah 2-20; Lawrence,Shomar 1-17; Beers,Rocky 1-12; McDonald,Jacko 1-11; Hooker,Artez 1-3.

INTERCEPTIONS: UNT-Hill, Phil 1-0; Smith, Jaylen 1-0. FIU-Masses,Hezekiah 1-40; Christian,CJ 1-0.

FUMBLES: UNT-Ragsdale, Ikaik 1-0; Earle, Stone 1-1. FIU-Jenkins,Keyone 1-0; Lawrence,Shomar 1-1.

SACKS (UA-A): UNT-Wesloski, Ethan 1-0. FIU-Passmore,Jeramy 0-1; Manuel,Donovan 0-1; Huff,Avery 1-0.

TACKLES (UA-A): UNT-Wilson, Logan 7-2; Smith, Patrick 4-2; Hill, Phil 3-3; Brown, Jordan 4-1; Wesloski, Ethan 3-1; Moore,Marcus 3-0; Thompson, Loranzo 3-0; Smith, Jaylen 3-0; Richards, Mazin 2-1; Kropp, Carson 2-1; West, Harold 0-3; Alobwede,Vic 2-0; Wood, Kevin 0-2; Brown, Roderick 1-0; Texada, Ridge 1-0; Davis, John 1-0. FIU-Peterson,Reggie 7-2; Daniel,D'Verik 7-2; Manuel,Donovan 6-3; Christian,CJ 5-2; Potts,Jamal 3-3; Anderson-Taylor 4-1; Daly,Jack 2-2; Blades,Brian 2-2; Beers,Rocky 3-0; Guerard, Jordan 1-2; Masses,Hezekiah 2-0; Huff,Avery 2-0; Preston,Larry 2-0; Matias,Lucas 2-0; Nobles,Alex 2-0; Williams,Michael 1-0; Patterson,Dean 1-0; Thompson,Presto 1-0; Prendergast,Wilf 0-1; Lee,Jackson 0-1; Passmore,Jeramy 0-1; Anderson,J.T. 0-1; Salla Jr.,Bobby 0-1; Hill,Quaylen 0-1.

2023 GAME RECAPS

OVERALL: 4-7 (HOME 2-3, ROAD 2-4, NEUTRAL 0-0) | AAC: 2-5 (HOME 1-2, ROAD 0-4, NEUTRAL 0-0)

UNT vs. LA TECH

JOE AILLET STADIUM • RUSTON, LOUISIANA
SEPT. 16, 2023 • ATTENDANCE: 28,562

POSTGAME NOTES

- Senior K Noah Rauschenberg drilled a 31-yard field goal with three seconds remaining to give UNT a 40-37 win over Louisiana Tech on Saturday night at Joe Aillet Stadium and get the Mean Green their first win of the season and the first of the Eric Morris era.
- Rauschenberg went 4-for-4 on field goals and helped erase a furious LA Tech rally in the fourth quarter that included a recovered onside kick and the tying touchdown with 1:04 to play in the game.
- Junior running back Ayo Adeyi was one of the game's offensive stars with 19 carries for 148 yards – both career-highs - and two touchdowns.
- Junior quarterback Chandler Rogers made his first start for the Mean Green and completed 24 of 41 pass attempts for 313 yards and two touchdowns with 11 of those completions going to junior wideout Roderic Burns for 134 yards.
- UNT's 562 total yards marked the second time the Mean Green have had over 500 yards of total offense in as many games and the most on the season.

SCORING SUMMARY

UNT	10	13	7	10	--	40
LA TECH	0	14	0	23	--	37

1st	08:07	UNT	Rauschenberg, Noah 25 yd field goal
	03:23	UNT	Adeyi, Ayo 13 yd run (Rauschenberg, Noah kick)
2nd	11:37	UNT	Rauschenberg, Noah 22 yd field goal
	07:49	LT	Allen, Cyrus 12 yd pass from Bachmeier, Hank (Barnes, Jacob kick)
	01:56	UNT	Rauschenberg, Noah 48 yd field goal
	01:36	LT	Harris, Smoke 19 yd pass from Bachmeier, Hank (Barnes, Jacob kick)
	00:14	UNT	Ward, Damon 6 yd pass from Rogers, Chandler (Rauschenberg, Noah kick)
3rd	04:03	UNT	Adeyi, Ayo 6 yd run (Rauschenberg, Noah kick)
4th	14:55	LT	Shelton, Tyre 7 yd run (Rivera, Ryan pass failed)
	10:23	UNT	Maclin, Ja'Mori 36 yd pass from Rogers, Chandler (Rauschenberg, Noah kick)
	06:27	LT	Turner, Jack 1 yd run (Barnes, Jacob kick)
	01:32	LT	Barnes, Jacob 30 yd field goal
	01:04	LT	Harris, Smoke 36 yd pass from Turner, Jack (Buchanan, Buck kick)
	00:03	UNT	Rauschenberg, Noah 31 yd field goal

STATISTICS

	UNT	LT
FIRST DOWNS	32	21
RUSHES-YARDS (NET)	47-249	40-215
PASSING YDS (NET)	313	217
Passes Att-Comp-Int	40-24-0	24-15-0
TOTAL OFFENSE PLAYS-YARDS	87-562	64-432
Fumble Returns-Yards	0-0	0-0
Punt Returns-Yards	2-19	0-0
Kickoff Returns-Yards	2-10	0-(-12)
Interception Returns-Yards	0-0	0-0
Punts (Number-Avg)	2-60.5	3-49.0
Fumbles-Lost	1-1	1-1
Penalties-Yards	9-115	5-48
Possession Time	32:20	26:36
Third-Down Conversions	11 of 18	4 of 10
Fourth-Down Conversions	2 of 2	1 of 3
Red-Zone Scores-Chances	6-6	5-5
Sacks By: Number-Yards	1-6	1-10

INDIVIDUAL STATISTICS

RUSHING: UNT-Adeyi, Ayo 19-148; Adaway III, Osc 13-44; Rogers, Chandler 9-35; Johnson, Isaiah 4-14; Horton, Kaylon 2-8. Louisiana Tech-Shelton, Tyre 16-152; Fields, Jacob 6-19; Thornton, Charvi 4-18; Turner, Jack 3-15; Willis Jr., Keit 7-14; Harris, Smoke 1-0; Bachmeier, Hank 3-minus 3.
PASSING: UNT-Rogers, Chandler 24-40-0-313. Louisiana Tech-Turner, Jack 9-13-0-145; Bachmeier, Hank 6-11-0-72.
RECEIVING: UNT-Burns, Roderic 11-134; Maclin, Ja'Mori 4-55; Cleveland, Trey 2-41; Ward, Damon 2-38; Sides, Landon 1-11; Adaway III, Osc 1-11; Johnson, Isaiah 1-10; Adeyi, Ayo 1-7; Smart, Jordan 1-6. Louisiana Tech-Allen, Cyrus 5-82; Harris, Smoke 4-77; Fields, Jacob 2-15; Shelton, Tyre 2-5; Jones, Nate 1-33; Edwards, Tru 1-5.
INTERCEPTIONS: UNT-None. Louisiana Tech-None.
FUMBLES: UNT-Adaway III, Osc 1-1. Louisiana Tech-Harris, Smoke 1-1.
SACKS (UA-A): UNT-Richards, Mazin 1-0. Louisiana Tech-Hall, Deshon 1-0.
TACKLES (UA-A): UNT-Wood, Kevin 2-7; Wilson, Logan 6-2; Smith, Patrick 2-5; Linder, Bryce 3-3; Wesloski, Ethan 3-3; Richards, Mazin 4-1; Kropp, Carson 3-2; Thompson, Loron 3-1; Brown, Roderic 1-3; Hill, Phil 0-3; Texada, Ridge 2-0; Brown, Jordan 0-2; Wright, Chris 0-1; Rausaw, Kortlin 0-1. Louisiana Tech-Heard, Myles 8-6; Singleton, Cecil 7-4; Randle, Brevin 4-5; Boateng, Jeslord 2-7; Richard, Michael 2-5; Durham-Campbell 1-4; Roberson, Jr., R 3-1; Woods, Cedric 2-2; Williams, Rason 1-3; Hall, Deshon 1-1; Roberts, Willie 1-1; Griffin-Taylor, 1-1; Gray, Jayden 1-0; Brock, Jakobe 1-0; Zimos, Zach 1-0; Willis Jr., Keit 1-0; Nason, Zion 1-0; McEivane, Isaiah 1-0; Evans, Jessie 0-1; Clark, Mykol 0-1.

ACU vs. UNT

DATCU STADIUM • DENTON, TEXAS
SEPT. 30, 2023 • ATTENDANCE: 21,350

POSTGAME NOTES

- The UNT offense continued to roll and helped the Mean Green to a second straight win at DATCU Stadium with a 45-31 win over ACU.
- Junior quarterback Chandler Rogers made his second UNT start and eclipsed the 300-yard passing mark for a second time with 321 yards and three touchdown passes to go with a rushing score.
- The Mean Green notched a second straight game of having a 100-yard rusher and 100-yard receiver en route to 530 total yards.
- The Mean Green (2-2) jumped out to a 24-7 lead after the opening quarter and were first on the scoreboard with an 80-yard scoring strike from Rogers to Ja'Mori Maclin, who finished with two catches for 110 yards.
- Junior Damon Ward Jr., caught three passes for 41 yards but found the end zone twice to give him four touchdown receptions in four games this season.
- Junior running back Ayo Adeyi had 110 yards on 13 carries, while junior Isaiah Johnson had seven carries for 39 yards and two touchdowns. The Mean Green had four ball-carriers with at least seven carries, including Rogers, and had 12 different receivers catch passes, including freshman Landon Sides, who led the team with five receptions in his first start.

SCORING SUMMARY

ACU	7	10	7	7	--	31
UNT	24	7	14	0	--	45

1st	13:16	ACU	Taylor, Blayne 28 yd pass from Mclvor, Maverick (Ramsey, Kyle kick)
	12:21	UNT	Maclin, Ja'Mori 80 yd pass from Rogers, Chandler (Rauschenberg, Noah kick)
	08:56	UNT	Rogers, Chandler 1 yd run (Rauschenberg, Noah kick)
	05:31	UNT	Rauschenberg, Noah 38 yd field goal
	00:12	UNT	Ward, Damon 17 yd pass from Rogers, Chandler (Rauschenberg, Noah kick)
2nd	11:36	UNT	Johnson, Isaiah 11 yd run (Rauschenberg, Noah kick)
	01:40	ACU	Castles, Jed 6 yd pass from Mclvor, Maverick (Ramsey, Kyle kick)
	00:00	ACU	Ramsey, Kyle 54 yd field goal
3rd	10:14	UNT	Ward, Damon 18 yd pass from Rogers, Chandler (Rauschenberg, Noah kick)
	05:06	ACU	Taylor, Blayne 23 yd pass from Mclvor, Maverick (Ramsey, Kyle kick)
	01:01	UNT	Johnson, Isaiah 5 yd run (Rauschenberg, Noah kick)
4th	04:31	ACU	Taylor, Blayne 14 yd pass from Mclvor, Maverick (Ramsey, Kyle kick)

STATISTICS

	ACU	UNT
FIRST DOWNS	20	27
RUSHES-YARDS (NET)	33-170	40-209
PASSING YDS (NET)	217	321
Passes Att-Comp-Int	38-19-1	36-23-0
TOTAL OFFENSE PLAYS-YARDS	71-387	76-530
Fumble Returns-Yards	0-0	0-0
Punt Returns-Yards	0-0	1-5
Kickoff Returns-Yards	0-0	2-39
Interception Returns-Yards	0-0	1-0
Punts (Number-Avg)	6-43.0	4-40.8
Fumbles-Lost	1-0	1-0
Penalties-Yards	4-33	6-65
Possession Time	27:42	32:18
Third-Down Conversions	8 of 17	5 of 14
Fourth-Down Conversions	0 of 1	2 of 2
Red-Zone Scores-Chances	2-2	6-6
Sacks By: Number-Yards	0-0	2-5

INDIVIDUAL STATISTICS

RUSHING: Abilene Christian-Sunday, Jay'Veon 21-140; Graham, Hut 1-11; Wishert, Xavier 4-8; Dobbins, Jeremiah 1-7; Mclvor, Maverick 4-6; Taylor, Blayne 1-0; Hawkins, Quayde 1-minus 2. UNT-Adeyi, Ayo 13-110; Johnson, Isaiah 7-39; Adaway III, Osc 11-31; Rogers, Chandler 7-29; Horton, Kaylon 1-1; TEAM 1-minus 1.
PASSING: Abilene Christian-Mclvor, Maverick 19-36-1-217; TEAM 0-1-0-0; Hawkins, Quayde 0-1-0-0. UNT-Rogers, Chandler 23-36-0-321.
RECEIVING: Abilene Christian-Taylor, Blayne 6-85; Williams, Taelyn 4-33; Castles, Jed 4-24; Jones, Marccayl 2-28; Wishert, Xavier 2-9; Golightly, Trist 1-28. UNT-Rossley, Luke 5-61; Ward, Damon 3-41; Kautai, Xzavior 3-9; Maclin, Ja'Mori 2-110; Conwright, Blai 2-28; Smart, Jordan 2-25; Cleveland, Trey 1-19; Adeyi, Ayo 1-15; Horton, Kaylon 1-12; Adaway III, Osc 1-1; Burns, Roderic 1-1; Johnson, Isaiah 1-minus 1.
INTERCEPTIONS: Abilene Christian-None. UNT-Jackson, Evan 1-0.
FUMBLES: Abilene Christian-TEAM 1-0. UNT-Rogers, Chandler 1-0.
SACKS (UA-A): Abilene Christian-None. UNT-Richards, Mazin 1-0; Wood, Kevin 1-0.
TACKLES (UA-A): Abilene Christian-Moore, Darius 9-3; Dudley, Jameer 6-2; Moffett, Elijah 6-1; Young, Reese 4-3; Jolly, Patrick 3-3; Kelly, Izaiah 3-2; Coheley, Kirby 2-3; Plumley, Dorian 3-1; Cooper, Colt 2-1; Oladele, Kayode 0-3; Herpin, Chris 1-1; Egbo, Anthony 1-0; Oke, David 1-0; Ramsey, Brandon 0-1; Stafford, Rece 0-1; Butler, Jordan 0-1; Ramsey, Kyle 0-1; Inness, Dustin 0-1. UNT-Nakwaasah, Nick 3-3; Linder, Bryce 4-1; Brown, Jordan 2-3; Wood, Kevin 1-4; Wesloski, Ethan 4-0; Moore, Marcus 3-1; Thompson, Loron 2-2; West, Harold 3-0; Wilson, Logan 3-0; Smith, Patrick 2-1; Brown, Roderic 2-1; Smith, Jaylen 1-2; Richards, Mazin 2-0; Vailea, Fatafeh 1-1; Hill, Phil 1-1; Rausaw, Kortlin 0-2; Texada, Ridge 1-0; Jackson, Evan 1-0.

2023 GAME RECAPS

OVERALL: 4-7 (HOME 2-3, ROAD 2-4, NEUTRAL 0-0) | AAC: 2-5 (HOME 1-2, ROAD 0-4, NEUTRAL 0-0)

UNT vs. NAVY

NAVY MARINE CORPS MEMORIAL STADIUM • ANNAPOLIS, MARYLAND
OCT. 7, 2023 • ATTENDANCE: 28,648

POSTGAME NOTES

- Ayo Adeyi ran for 125 yards on 14 carries for North Texas football, but the Mean Green fell just short at Navy, 27-24.
- Chandler Rogers completed 22 of 32 passes for 267 yards and a touchdown and added a 75-yard touchdown on the ground for UNT.
- Alex Tecza had a 39-yard scoring run in the second quarter for Navy, and his 21-yarder stretched the Navy lead to 27-17 with 7:07 to play.
- Ayo Adeyi broke loose on a 47-yard touchdown run that cut the North Texas deficit to a field goal with 5:23 remaining. The Mean Green got the ball back with just under two minutes left at their own 20 but couldn't pick up a first down. Adeyi finished with 100+ yards in three straight games, becoming the first UNT player to accomplish that feat since Jaelon Darden in 2018.
- UNT had zero penalties in the contest. It's the first time the Mean Green have had zero penalties in a game in over 23 years.

SCORING SUMMARY

UNT	3	7	0	14	--	24
NAVY	0	13	7	7	--	27

1st 02:43	UNT	Rauschenberg, Noah 42 yd field goal
2nd 07:18	NAVY	Tecza,Alex 39 yd run (Kirkwood,Nathan kick)
02:42	UNT	Rogers, Chandler 75 yd run (Rauschenberg, Noah kick)
00:43	NAVY	Kent,Nathan 26 yd pass from Lavatai,Tai (Kirkwood,Nathan kick failed)
3rd 08:26	NAVY	Hall,Anton 1 yd run (Kirkwood,Nathan kick)
4th 13:01	UNT	Maclin, Ja'Mori 18 yd pass from Rogers, Chandler
07:07	NAVY	Tecza,Alex 21 yd run (Kirkwood,Nathan kick)
05:23	UNT	Adeyi, Ayo 47 yd run (Rauschenberg, Noah kick)

STATISTICS

	UNT	NAVY
FIRST DOWNS	23	21
RUSHES-YARDS (NET)	36-206	58-331
PASSING YDS (NET)	267	75
Passes Att-Comp-Int	33-22-0	10-4-0
TOTAL OFFENSE PLAYS-YARDS	69-473	68-406
Fumble Returns-Yards	0-0	0-0
Punt Returns-Yards	1-0	1-2
Kickoff Returns-Yards	2-44	0-0
Interception Returns-Yards	0-0	0-0
Punts (Number-Avg)	2-53.5	6-46.7
Fumbles-Lost	2-2	0-0
Penalties-Yards	0-0	7-41
Possession Time	26:05	33:55
Third-Down Conversions	2 of 11	4 of 12
Fourth-Down Conversions	3 of 5	2 of 2
Red-Zone Scores-Chances	1-2	1-2
Sacks By: Number-Yards	1-1	8-43

INDIVIDUAL STATISTICS

RUSHING: UNT-Adeyi, Ayo 14-125; Johnson, Isaiah 3-38; Rogers, Chandler 15-33; Earle, Stone 1-7; Adaway III, Oscar 3-3; Navy-Tecza,Alex 17-137; Horvath,Blake 18-88; Fofana,Daba 10-55; Lavatai,Tai 3-28; Chatman,Brandon 4-16; Heidenreich,Eli 1-7; Hall,Anton 2-4; TEAM 3-minus 4.
PASSING: UNT-Rogers, Chandler 22-32-0-267; Earle, Stone 0-1-0-0. Navy-Lavatai,Tai 4-8-0-75; Horvath,Blake 0-2-0-0.
RECEIVING: UNT-Maclin, Ja'Mori 6-76; Burns, Roderic 5-39; Smart, Jordan 3-52; Cleveland, Trey 3-33; Ward, Damon 2-12; Lee, Christian 1-34; Johnson, Isaiah 1-15; Rossley, Luke 1-6. Navy-Chatman,Brandon 1-38; Kent,Nathan 1-26; Arline,Xavier 1-6; Hassan,Amin 1-5.
INTERCEPTIONS: UNT-None. Navy-None.
FUMBLES: UNT-Rogers, Chandler 2-2. Navy-None.
SACKS (UA-A): UNT-Vailea, Fatafeh 0-1; Kropp, Carson 0-1. Navy-Cromwell,Clay 2-0; Duhart,Andrew 1-0; Robinson,Landon 0-1; Reed,Justin 1-0. MCDONALD,Xavier 1-0; Pirris,Luke 1-0; Lane,Rayuan 0-1; HARBOUR,Will 1-0.
TACKLES (UA-A): UNT-Brown, Jordan 6-6; Wilson, Logan 3-5; Wesloski, Ethan 3-5; Vailea, Fatafeh 3-4; Wood, Kevin 4-2; Richards, Mazin 3-3; Nakwaasah, Nick 3-2; Brown, Roderick 2-3; Alobwede,Vic 2-2; Kropp, Carson 0-3; Thompson, Loranzo 2-0; Roach,Kaghen 1-1; Smith, Jaylen 1-1; Texada, Ridge 1-1; Moore,Marcus 0-2; Hill, Phil 0-2; Davis, John 1-0. Navy-Williams Jr.,Mb 7-2; Pirris,Luke 7-2; Ramos,Colin 6-2; Lane,Rayuan 4-2; MCDONALD,Xavier 4-1; HARBOUR,Will 4-1; Duhart,Andrew 4-1; Reed,Justin 2-3; Hutson,Joe 3-1; BERNARDI,Jr,Dona 0-3; Cromwell,Clay 2-0; Peele,Dashaun 1-1; Gibbons,Eavan 1-0; Heidenreich,Eli 1-0; Robinson,Landon 0-1.

TEMPLE vs. UNT

DATCU STADIUM • DENTON, TEXAS
OCT. 14, 2023 • ATTENDANCE: 13,678

POSTGAME NOTES

- UNT got another big game from junior quarterback Chandler Rogers and junior wide receiver Ja'Mori Maclin and saw its defense pitch a second-half shutout as the Mean Green earned their first-ever win as a member of the American Athletic Conference with a 45-14 win over Temple.
- Rogers passed for 307 yards and tied his career-high mark with four touchdown passes while running his streak of pass attempts without an interception up to 165.
- Maclin had a career-high 163 yards on six grabs to go with two more touchdowns to bring his season total to eight in six games.
- The defense had its best performance of the year, as UNT had three interceptions and held Temple scoreless in the second half. The three interceptions was the most for a UNT defense since the Mean Green had four in a win over UTEP on Dec. 11, 2020.
- UNT's 527 total yards marked the fourth time the Mean Green went over 500 yards of total offense this season.

SCORING SUMMARY

TEMPLE	7	7	0	0	--	14
UNT	14	10	7	14	--	45

1st 09:08	UNT	Burns, Roderic 19 yd pass from Rogers, Chandler (Rauschenberg, Noah kick)
05:19	TEMPLE	Hubbard,Darvon 7 yd run (Price,Camden kick)
02:17	UNT	Maclin, Ja'Mori 41 yd pass from Rogers, Chandler (Rauschenberg, Noah kick)
2nd 12:51	UNT	Horton, Kaylon 11 yd pass from Rogers, Chandler (Rauschenberg, Noah kick)
08:53	TEMPLE	Patterson,Quincy 7 yd run
03:56	UNT	Rauschenberg, Noah 24 yd field goal
3rd 11:45	UNT	Adaway III, Oscar 43 yd run (Rauschenberg, Noah kick)
4th 08:17	UNT	Maclin, Ja'Mori 64 yd pass from Rogers, Chandler (Rauschenberg, Noah kick)
01:52	UNT	Johnson, Isaiah 23 yd run (Rauschenberg, Noah kick)

STATISTICS

	TEMPLE	UNT
FIRST DOWNS	24	28
RUSHES-YARDS (NET)	50-242	37-220
PASSING YDS (NET)	105	307
Passes Att-Comp-Int	30-12-3	39-25-0
TOTAL OFFENSE PLAYS-YARDS	80-347	76-527
Fumble Returns-Yards	0-0	1-11
Punt Returns-Yards	0-0	0-0
Kickoff Returns-Yards	2-34	1-21
Interception Returns-Yards	0-0	3-2
Punts (Number-Avg)	3-38.0	2-38.5
Fumbles-Lost	0-0	2-0
Penalties-Yards	3-10	3-25
Possession Time	30:37	29:23
Third-Down Conversions	8 of 16	9 of 15
Fourth-Down Conversions	1 of 4	2 of 3
Red-Zone Scores-Chances	2-2	3-3
Sacks By: Number-Yards	4-23	4-23

INDIVIDUAL STATISTICS

RUSHING: Temple-Patterson,Quinc 24-113; Hubbard,Darvon 11-69; Smith,Joquez 8-36; Saydee,Edward 5-19; Clark,Resse 2-5. UNT-Adaway III, Oscar 7-94; Johnson, Isaiah 10-79; Adeyi, Ayo 8-64; Rogers, Chandle 12-minus 17.
PASSING: Temple-Patterson,Quinc 12-30-3-105. UNT-Rogers, Chandler 25-39-0-307.
RECEIVING: Temple-Anderson Jr.,Am 2-22; Saydee,Edward 2-19; Martin-Robinson 2-17; Hubbard,Darvon 2-0; Baines,Zae 1-17; Clarke,Peter 1-16; Wright,Dante 1-13; Smith,Jordan 1-1. UNT-Maclin, Ja'Mori 6-163; Cleveland, Trey 3-37; Smart, Jordan 3-18; Burns, Roderic 2-21; Ward, Damon 2-12; Conwright, Blair 2-10; Johnson, Isaiah 2-3; Rossley, Luke 1-12; Horton, Kaylon 1-11; Kautai,Xzavier 1-10; Adaway III, Osc 1-7; Lee, Christian 1-3.
INTERCEPTIONS: Temple-None. UNT-Nakwaasah, Nick 1-2; Texada, Ridge 1-0.
FUMBLES: Temple-None. UNT-Rogers, Chandler 1-0; Smart, Jordan 1-0.
SACKS (UA-A): Temple-Black,Diwun 2-0; Magee,Jordan 0-1; Jordan,Layton 0-1; Hollins,Jacob 1-0. UNT-Brown, Chavez 1-0; Rausaw,Kortlin 1-0; Wesloski, Ethan 0-1; Brown, Jordan 0-1.
TACKLES (UA-A): Temple-Hill,Dominick 10-2; Francis,Tywan 7-1; Magee,Jordan 6-2; Jordan,Layton 4-2; Scott,Brenyen 5-0; McMurray,Jalen 3-1; Rigby,Yvandy 2-1; Black,Diwun 2-0; Greene,Conlan 2-0; Hollins,Jacob 2-0; Santiago,Antwon 1-0; Saydee,Edward 1-0; Hawkins,Daiyaan 1-0; Mahone,Jerquavi 1-0; Clark,Elijah 1-0; Yeoman,Corey 1-0; Appiah Darkwa,J 0-1. UNT-Brown, Jordan 5-5; Wilson, Logan 5-2; Wood, Kevin 4-3; Smith, Patrick 4-3; Texada, Ridge 5-1; Hill, Phil 4-1; Richards, Mazin 3-1; Alobwede,Vic 3-0; Brown, Roderick 2-1; Davis, John 2-0; Nakwaasah, Nick 2-0; Rausaw,Kortlin 2-0; Kropp, Carson 2-0; Jackson, Evan 1-1; Moore,Marcus 1-1; Smith, Jaylen 1-1; Wesloski, Ethan 0-2; Brown, Chavez 1-0; Garnett, C.J. 1-0; Thompson, Loron 1-0.

2023 GAME RECAPS

OVERALL: 4-7 (HOME 2-3, ROAD 2-4, NEUTRAL 0-0) | AAC: 2-5 (HOME 1-2, ROAD 0-4, NEUTRAL 0-0)

UNT vs. No. 23/24 TULANE

YULMAN STADIUM • NEW ORLEANS, LOUISIANA
OCT. 21, 2023 • ATTENDANCE: 30,000

POSTGAME NOTES

- Chandler Rogers passed for a season-high 343 yards and two TDs without an interception as North Texas football fell just short at No. 23 Tulane, 35-28, Saturday afternoon at Yulman Stadium.
- Rogers' first touchdown pass went to Ja'Mori Maclin on North Texas' opening possession of the second half. But on North Texas' final drive, his fourth-down pass fell incomplete, allowing Tulane to run out the clock.
- Michael Pratt passed for three touchdowns and scrambled 19 yards for a go-ahead score with 2:34 to go to lead Tulane to the win.
- Tulane appeared to be cruising toward its fifth straight victory when tight end Alex Bauman made his second touchdown catch of the game on a 21-yard throw from Pratt to make it 28-7 in the third quarter.
- North Texas scored touchdowns on their next three possessions, the second of which began with a successful onside kick.
- Landon Sides' 6-yard catch tied the game at 28 with 9:08 remaining in the fourth quarter.
- Ayo Adeyi ran for an 18-yard touchdown and Oscar Adaway scored on a 1-yard run for North Texas.

SCORING SUMMARY

UNT	0	0	21	7	--	28
TULANE	7	14	7	7	--	35

1st 09:34	TULANE	Bauman, Alex 2 yd pass from Pratt, Michael (Ambrosio, Valent kick)
2nd 05:12	TULANE	Hughes, Makhi 10 yd run (Ambrosio, Valent kick)
00:17	TULANE	Keys III, Lawren 23 yd pass from Pratt, Michael (Ambrosio, Valent kick)
3rd 10:20	UNT	Maclin, Ja'Mori 7 yd pass from Rogers, Chandler (Rauschenberg, Noah kick)
04:39	TULANE	Bauman, Alex 21 yd pass from Pratt, Michael (Ambrosio, Valent kick)
03:05	UNT	Adeyi, Ayo 18 yd run (Rauschenberg, Noah kick)
00:17	UNT	Adaway III, Oscar 1 yd run (Rauschenberg, Noah kick)
4th 09:08	UNT	Sides, Landon 6 yd pass from Rogers, Chandler (Rauschenberg, Noah kick)
02:34	TULANE	Pratt, Michael 19 yd run (Ambrosio, Valent kick)

STATISTICS

	UNT	TULANE
FIRST DOWNS	23	24
RUSHES-YARDS (NET)	24-83	48-245
PASSING YDS (NET)	343	194
Passes Att-Comp-Int	51-35-0	21-15-1
TOTAL OFFENSE PLAYS-YARDS	75-426	69-439
Fumble Returns-Yards	0-0	0-0
Punt Returns-Yards	0-0	0-0
Kickoff Returns-Yards	2-36	0-0
Interception Returns-Yards	1-0	0-0
Punts (Number-Avg)	2-42.5	2-45.5
Fumbles-Lost	2-1	1-1
Penalties-Yards	2-10	4-45
Possession Time	27:24	32:36
Third-Down Conversions	5 of 13	9 of 15
Fourth-Down Conversions	1 of 5	2 of 3
Red-Zone Scores-Chances	4-4	3-4
Sacks By: Number-Yards	0-0	1-4

INDIVIDUAL STATISTICS

RUSHING: UNT-Rogers, Chandler 8-34; Adeyi, Ayo 7-26; Adaway III, Oscar 8-15; Rossley, Luke 1-8. Tulane-Hughes.-Makhi 20-121; Pratt, Michael 15-70; Barnes III, Arno 8-27; Jackson, Jha'Qua 1-17; Louis, Shedro 2-12; TEAM 2-minus 2.
PASSING: UNT-Rogers, Chandler 35-51-0-343. Tulane-Pratt, Michael 15-21-1-194.
RECEIVING: UNT-Maclin, Ja'Mori 8-71; Ward, Damon 6-62; Conwright, Blair 4-70; Burns, Roderic 4-54; Rossley, Luke 4-25; Smart, Jordan 4-23; Cleveland, Trey 2-22; Johnson, Isaiah 2-8; Adaway III, Osc 1-8. Tulane-Keys III, Lawren 5-78; Brazzell II, Chr 2-50; Jackson, Jha'Qua 2-24; Bauman, Alex 2-23; Hughes, Makhi 2-13; Brown, Yulkeith 2-6.
INTERCEPTIONS: UNT-Hill, Phil 1-0. Tulane-None.
FUMBLES: UNT-Adaway III, Oscar 1-1; Rogers, Chandler 1-0. Tulane-Pratt, Michael 1-1.
SACKS (UA-A): UNT-None. Tulane-Grubbs, Tyler 1-0.
TACKLES (UA-A): UNT-Brown, Jordan 8-7; Smith, Patrick 6-3; Brown, Roderick 4-2; Richards, Mazin 3-3; Vailea, Fatafeh 1-3; Wesloski, Ethan 2-1; Wilson, Logan 2-1; Texada, Ridge 1-1; Linder, Bryce 1-1; Kropp, Carson 1-1; Wood, Kevin 0-2; Smith, Jaylen 1-0; Jackson, Evan 1-0; Hill, Phil 1-0; Moore, Marcus 1-0; Thompson, Loron 1-0; Rausaw, Kortlin 1-0; Johnson, Isaiah 0-1. Tulane-Robinson, Lance 6-3; Hampton, Jr., A. 7-1; Small, Jared 3-3; Pedes-claux, Kam 1-5; Douglas, DJ 5-0; Despanie, Bailey 4-1; Machado, Jesus 3-2; Grubbs, Tyler 3-1; Cooper Jr., Keit 2-0; Deal, Devean 1-1; Jenkins, Patrick 1-1; Monroe, Jarius 1-0; Hicks Jr., Eric 1-0; Taliacich, Noah 1-0; Laister, Shi'Kee 1-0; Sybrandt, Austin 1-0; Fobbs-White, Mat 1-0; Annoor, Tahir 1-0.

MEMPHIS vs. UNT

DATCU STADIUM • DENTON, TEXAS
OCT. 28, 2023 • ATTENDANCE: 18,062

POSTGAME NOTES

- The Mean Green overcame a 21-point halftime deficit and took their first lead with 47 seconds remaining in the game but fell victim to a game-winning touchdown with 12 seconds to play to drop a 45-42 heartbreaker to Memphis on Saturday at DATCU Stadium.
- Chandler Rogers threw for a career-high 411 yards and a career-high five touchdowns, while the Mean Green had two 100-yard receivers for the first time in nearly three years to lead them back from a 31-7 first-half deficit.
- UNT's defense forced five stops (three punts and two turnovers on downs) in six second-half possessions before allowing Memphis' game-winner in the closing seconds.
- Junior running back Ayo Adeyi had his fourth 100-yard rushing effort of the season with 104 yards on 10 carries, and Damon Ward, Jr., and Roderic Burns both eclipsed 100 yards receiving.
- Burns had three touchdown receptions and Ja'Mori Maclin scored twice to give him 11 touchdown receptions in eight games this season.

SCORING SUMMARY

MEMPHIS	14	17	0	14	--	45
UNT	7	3	11	21	--	42

1st 14:14	MEMPHIS	Watson, Blake 64 yd run (Gillis, Tanner kick)
09:51	MEMPHIS	Watson, Blake 65 yd run (Gillis, Tanner kick)
07:18	UNT	Burns, Roderic 41 yd pass from Rogers, Chandler (Rauschenberg, Noah kick)
2nd 14:12	MEMPHIS	Gillis, Tanner 28 yd field goal
04:57	MEMPHIS	Thomas, Brandon 1 yd run (Gillis, Tanner kick)
02:05	MEMPHIS	Thomas, Brandon 1 yd run (Gillis, Tanner kick)
00:46	UNT	Rauschenberg, Noah 39 yd field goal
3rd 09:01	UNT	Rauschenberg, Noah 27 yd field goal
02:01	UNT	Burns, Roderic 4 yd pass from Rogers, Chandler (Rauschenberg, Noah kick)
4th 11:59	MEMPHIS	Thomas, Brandon 1 yd run (Gillis, Tanner kick)
10:32	UNT	Burns, Roderic 35 yd pass from Rogers, Chandler (Rauschenberg, Noah kick)
04:19	UNT	Maclin, Ja'Mori 17 yd pass from Rogers, Chandler (Rauschenberg, Noah kick)
00:47	UNT	Maclin, Ja'Mori 6 yd pass from Rogers, Chandler (Rauschenberg, Noah kick)
00:12	MEMPHIS	Scates, Joe 36 yd pass from Henigan, Seth (Gillis, Tanner kick)

STATISTICS

	MEMPHIS	UNT
FIRST DOWNS	24	28
RUSHES-YARDS (NET)	41-270	24-180
PASSING YDS (NET)	330	411
Passes Att-Comp-Int	28-22-0	50-32-0
TOTAL OFFENSE PLAYS-YARDS	69-600	74-591
Fumble Returns-Yards	0-0	0-0
Punt Returns-Yards	1-0	1-2
Kickoff Returns-Yards	0-0	6-104
Interception Returns-Yards	0-0	0-0
Punts (Number-Avg)	3-46.3	3-41.3
Fumbles-Lost	0-0	1-1
Penalties-Yards	4-30	7-35
Possession Time	34:13	25:47
Third-Down Conversions	5 of 11	7 of 14
Fourth-Down Conversions	0 of 2	0 of 1
Red-Zone Scores-Chances	4-4	4-4
Sacks By: Number-Yards	3-26	1-2

INDIVIDUAL STATISTICS

RUSHING: Memphis-Watson, Blake 17-169; Smith, Sutton 9-59; Thomas, Brandon 9-28; Henigan, Seth 6-14. North Texas-Adeyi, Ayo 10-104; Adaway III, Osca 6-87; Horton, Kaylon 1-11; Sides, Landon 1-7; Rogers, Chandler 6-minus 29.
PASSING: Memphis-Henigan, Seth 22-28-0-330. North Texas-Rogers, Chandler 32-49-0-411; TEAM 0-1-0-0.
RECEIVING: Memphis-Watson, Blake 5-100; Blankumsee, DeMe 4-80; Taylor, Roc 4-37; Scates, Joe 3-44; Landphere, An-tho 3-42; Drake, Koby 2-23; Dove, Tauskie 1-4. North Texas-Ward, Damon 8-120; Maclin, Ja'Mori 6-45; Burns, Roderic 5-102; Adaway III, Oscar 3-31; Sides, Landon 3-26; Conwright, Blair 2-35; Smart, Jordan 2-20; Cleveland, Trey 1-27; Kautai, Xzavior 1-9; Lee, Christian 1-minus 4.
INTERCEPTIONS: Memphis-None. North Texas-None.
FUMBLES: Memphis-None. North Texas-Rogers, Chandler 1-1.
SACKS (UA-A): Memphis-Martin, Chandler 1-0; Allen, Jaylon 1-0; Spears, Keveion' 1-0. North Texas-Brown, Jordan 0-1; Wesloski, Ethan 0-1.
TACKLES (UA-A): Memphis-Martin, Chandler 4-2; Barnett, Julian 5-0; Brumfield, DeAgo 4-0; Allen, Jaylon 4-0; Cantin-Arku, Geo 3-1; Smith, Cameron 3-1; Blair, Simeon 3-1; Coffey, An' Dariu 2-0; Bell, DJ 2-0; Spears, Keveion' 2-0; Hawkins, Jamar 1-1; Feaster, Malik 1-1; Evans, Cincir 1-1; Williams, Joel 1-0; Johnson, Jaylen 1-0; Rubin, Greg 1-0; Edmondson, Bryce 2-0; Joyner, Jaylen 1-0; Hamilton, CorMon 1-0; Thomas, Brandon 1-0. North Texas-Brown, Jordan 5-5; Anderson, Jayven 7-2; Wesloski, Ethan 5-4; Smith, Patrick 4-1; Hill, Phil 3-2; Brown, Roderick 1-4; Richards, Mazin 3-1; Smith, Jaylen 3-0; Texada, Ridge 3-0; Linder, Bryce 1-1; Wood, Kevin 1-1; Vailea, Fatafeh 1-1; Davis, John 0-2; Wilson, Logan 0-2; Jackson, Evan 1-0; Traylor, Christi 1-0; Kropp, Carson 1-0; Thompson, Loronz 0-1; Roach, Kaghen 0-1.

2023 GAME RECAPS

OVERALL: 4-7 (HOME 2-3, ROAD 2-4, NEUTRAL 0-0) | AAC: 2-5 (HOME 1-2, ROAD 0-4, NEUTRAL 0-0)

UTSA vs. UNT

DATCU STADIUM • DENTON, TEXAS
OCT. 28, 2023 • ATTENDANCE: 17,354

POSTGAME NOTES

- A second-half rally fell short, as the Mean Green dropped their fifth one-score game on Saturday at DATCU Stadium with a 37-29 defeat at the hands of UTSA.
- Junior quarterback Chandler Rogers threw for 272 yards and two touchdowns on 20-of-38 passing but was also intercepted twice – both on balls batted at the line of scrimmage – to end his nation-long streak of 288 pass attempts without an interception.
- The Mean Green trailed 10-0 after the first quarter and 27-13 at halftime before they were shut out in the third quarter. In the fourth quarter, UNT scored two touchdowns and made good on two two-point conversions to pull within the final eight-point margin but would get no closer.
- Junior running back Ayo Adeyi led the Mean Green on the ground with 105 yards on 17 carries to make him the 13th player in program history to eclipse 2,000 career rushing yards. It was his fifth 100-yard rushing day of the season and the seventh of his career.

SCORING SUMMARY

UTSA	10	17	3	7	--	37
UNT	0	13	0	16	--	39

1st 11:08	UTSA	Barnes,Kevorian 3 yd run (Allen, Chase kick)
04:15	UTSA	Allen, Chase 40 yd field goal
2nd 14:56	UNT	Rauschenberg, Noah 25 yd field goal
12:09	UTSA	Henry, Robert 11 yd run (Allen, Chase kick)
08:07	UNT	Adaway III, Oscar 32 yd run (Rauschenberg, Noah kick)
03:38	UTSA	Griffin, Rocko 7 yd run (Allen, Chase kick)
00:52	UNT	Rauschenberg, Noah 33 yd field goal
00:00	UTSA	Allen,Chase 43 yd field goal
3rd 04:03	UTSA	Allen,Chase 28 yd field goal
4th 14:01	UNT	Conwright, Blair 20 yd pass from Rogers, Chandler (Cleveland, Trey pass from Rogers, Chandler)
09:32	UTSA	Barnes,Kevorian 3 yd run (Allen,Chase kick), 2-9 0:38, UTSA 37 - UNT 21
05:50	UNT	Cleveland,Trey 19 yd pass from Rogers, Chandler (Rogers, Chandler rush)

STATISTICS

	UTSA	UNT
FIRST DOWNS	23	24
RUSHES-YARDS (NET)	51-287	39-187
PASSING YDS (NET)	134	272
Passes Att-Comp-Int	25-13-0	37-20-2
TOTAL OFFENSE PLAYS-YARDS	76-421	76-459
Fumble Returns-Yards	0-0	0-0
Punt Returns-Yards	0--2	1-3
Kickoff Returns-Yards	0-0	3-95
Interception Returns-Yards	2-81	0-0
Punts (Number-Avg)	4-46.8	3-42.7
Fumbles-Lost	1-0	3-1
Penalties-Yards	4-50	4-40
Possession Time	32:15	27:45
Third-Down Conversions	8 of 16	9 of 16
Fourth-Down Conversions	2 of 2	2 of 2
Red-Zone Scores-Chances	6-6	4-5
Sacks By: Number-Yards	3-24	1-4

INDIVIDUAL STATISTICS

RUSHING: UTSA-Barnes,Kevorian 16-129; Griffin,Rocko 10-65; Harris, Frank 10-53; Henry,Robert 13-43; TEAM 2-minus 3. North Texas-Adeyi,Ayo 17-105; Adaway III, Oscar 12-62; Rogers,Chandler 10-20.
PASSING: UTSA-Harris, Frank 13-25-0-134. North Texas-Rogers,Chandler 20-37-2-272.
RECEIVING: UTSA-Cephus,Joshua 6-69; McCoy,Wilkie 3-19; Ogle-Kellogg,Ty 2-6; Cardenas,Oscar 1-27; Wilson,Jace 1-13. North Texas-Conwright,Blair 5-75; MacInn,Ja'Mori 5-63; Sides,Landon 4-47; Cleveland,Trey 2-28; Ward,Damon 2-15; Smart,Jordan 1-29; Adeyi,Ayo 1-15.
INTERCEPTIONS: UTSA-Taylor,Donyai 1-78; Moore,Trey 1-3. North Texas-None.
FUMBLES: UTSA-Carpenter,Chris 1-0. North Texas-Rogers,Chandler 1-0; Smart,Jordan 1-1; Sides,Landon 1-0.
SACKS (UA-A): UTSA-Wisdom,Rashad 1-0; Brown,Brandon 1-0; Matterson,Brand 1-0. North Texas-Johnson,Kadren 1-0.
TACKLES (UA-A): UTSA-Robinson,Ken 3-3; Davison,Elliott 5-0; Alexander,Kamer 5-0; Wisdom,Rashad 4-1; French,Martaviu 3-2; Robinson,Jimmor 3-2; Moore,Trey 2-2; Fortune,Nicktro 3-0; Evans,Joe 2-1; Nwachuku,Kelech 2-1; Brown,Brandon 2-0; Morris,Avery 1-1; Ligon,Jamal 0-2; Clayton,Christi 0-2; Matterson,Brand 1-0; Taylor,Donyai 1-0; Leonard,Tai 1-0; Allman,Daron 1-0; Wakefield,Kyle 1-0; Booker-Brown,Ni 0-1; Pewee,Owen 0-1; Griffin,Dywan 0-1. North Texas-Jackson,Evan 9-2; Smith,Patrick 6-2; Hill,Phil 4-3; Wilson,Logan 4-2; Anderson,Jayven 3-3; Wesloski,Ethan 3-3; Kropp,Carson 2-2; Richards,Mazin 2-2; Thompson,Loronz 3-0; Alobwede,Vic 0-3; Brown,Jordan 0-3; Rogers,Chandler 2-0; Texada,Ridge 2-0; Hadley,J.P. 1-1; Brown,Roderick 1-1; Rausaw,Kortlin 0-2; Moore,Marcus 1-0; Johnson,Kadren 1-0; Davis,John 0-1.

UNT vs. SMU

GERALD J. FORD STADIUM • DALLAS, TEXAS
NOV. 10, 2023 • ATTENDANCE: 22,043

POSTGAME NOTES

- UNT 45-21 at SMU on a Friday night after a three-point halftime deficit got away from the Mean Green in the second half at Gerald J. Ford Stadium.
- UNT trailed 17-14 at halftime before SMU reeled off 28 unanswered points and outscored the Mean Green 28-7 in the second half.
- The Mean Green put up just 372 yards of offense, which was their second lowest output of the season only to the 225 they put up against Cal in the season opener. SMU totaled 552 yards of offense.
- Junior quarterback Chandler Rogers went 18-for-31 for 240 yards, two touchdowns and an interception and had his eighth game of the season with at least two touchdown passes.
- Junior running back Oscar Adaway III led the ground effort with another strong performance against the Mustangs, as he totaled 90 yards and a touchdown on just 11 carries.

SCORING SUMMARY

UNT	7	7	0	7	--	21
SMU	14	3	14	14	--	45

1st 11:39	SMU	Dixon, Kelvontay 8 yd pass from Stone, Preston (Rogers,Collin kick)
04:47	UNT	Cleveland, Trey 19 yd pass from Rogers, Chandler (Rauschenberg, Noah kick)
00:34	SMU	Maryland, RJ 24 yd pass from Stone, Preston (Rogers,Collin kick)
10:29	SMU	Rogers, Collin 20 yd field goal
07:07	UNT	Adaway III, Oscar 7 yd run (Rauschenberg, Noah kick)
3rd 11:08	SMU	Lavine,Tyler 5 yd run (Rogers,Collin kick)
02:15	SMU	Knighon,Jaylan 20 yd run (Rogers,Collin kick)
4th 12:44	SMU	Wheaton,Camar 22 yd run (Rogers,Collin kick)
04:00	SMU	Johnson Jr.,LJ 3 yd run (Rogers,Collin kick)
01:27	UNT	Conwright,Blair 29 yd pass from Rogers,Chandler (Rauschenberg, Noah kick)

STATISTICS

	UNT	SMU
FIRST DOWNS	18	27
RUSHES-YARDS (NET)	33-132	58-318
PASSING YDS (NET)	240	234
Passes Att-Comp-Int	31-18-1	20-11-1
TOTAL OFFENSE PLAYS-YARDS	64-372	78-552
Fumble Returns-Yards	0-0	0-0
Punt Returns-Yards	1-16	1-19
Kickoff Returns-Yards	2-16	0-0
Interception Returns-Yards	1-0	1-0
Punts (Number-Avg)	5-38.8	1-40.0
Fumbles-Lost	1-1	0-0
Penalties-Yards	9-71	3-25
Possession Time	26:34	33:26
Third-Down Conversions	4 of 14	5 of 11
Fourth-Down Conversions	2 of 3	2 of 4
Red-Zone Scores-Chances	2-2	5-6
Sacks By: Number-Yards	2-9	4-22

INDIVIDUAL STATISTICS

RUSHING: North Texas-Adaway III, Oscar 11-90; Adeyi,Ayo 11-48; Sides,Landon 1-6; Rogers,Chandler 10-minus 12. SMU-Knighon,Jaylan 17-129; Johnson Jr.,LJ 20-106; Wheaton,Camar 7-51; Minors,Zane 2-18; Lavine,Tyler 4-15; Daniels, Jr.,Ro 1-8; Stone,Preston 4-minus 2; TEAM 3-minus 7.
PASSING: North Texas-Rogers,Chandler 18-31-1-240. SMU-Stone,Preston 11-20-1-234.
RECEIVING: North Texas-Conwright,Blair 4-61; Cleveland,Trey 3-72; MacInn,Ja'Mori 2-59; Sides,Landon 2-39; Ward,Damon 2-8; Adaway III,Osca 2-0; Adeyi,Ayo 1-2; Burns,Roderic 1-1; Horton,Kaylon 1-minus 2. SMU-Dixon,Kel-vontay 3-99; Brinson,Romello 2-40; Maryland,RJ 2-40; Bailey,Jake 1-30; Johnson Jr.,LJ 1-12; Smith,Key Shawn 1-8; Hudson,Jordan 1-5.
INTERCEPTIONS: North Texas-Hill,Phil 1-0. SMU-Rogers,Jahari 1-0.
FUMBLES: North Texas-Rogers,Chandler 1-1. SMU-None.
SACKS (UA-A): North Texas-Brown,Jordan 2-0. SMU-Smith,Isaiah 1-0; Roberts,Elijah 1-0; Kilgore,Alexand 1-0; Robertson,Camer 1-0.
TACKLES (UA-A): North Texas-Anderson,Jayven 9-0; Smith,Patrick 6-2; Brown,Roderick 5-0; Texada,Ridge 5-0; Wesloski,Ethan 5-0; Kropp,Carson 3-2; Nelson II,Brian 3-1; Wilson,Logan 3-1; Richards,Mazin 2-2; Thompson,Loronz 2-1; Hill,Phil 2-1; Brown,Jordan 2-1; Jackson,Evan 2-0; Vailea,Fatafahi 1-1; Davis,John 1-0; Guillory,Alphie 1-0; Moore,Marcus 0-1; Smith,Jaylen 0-1. SMU-Massey,Bryan 5-0; Chatman,Elijah 4-0; Robertson,Camer 4-0; Megginson,Chris 3-1; Smith,Isaiah 3-0; Adimora,Chris 2-1; McGill,Jonathan 2-1; Sanders Jr.,Cal 1-2; Moses,Ahmad 1-2; Roberson Jr.,Ko 2-0; Crossley,Brando 2-0; Walker,Ahmad 2-0; Nwokobia,Isaiah 1-1; Kilgore,Alexand 1-1; Wilson,Kobe 1-1; Davis,Roberson, 1-0; Burns,Jaqwonidis 1-0; Levelston,DeVer 1-0; Hudson,Jordan 1-0; Roberts,Elijah 1-0; Rogers,Jahari 1-0; Woods,Charles 0-1; Miller,Jordan 0-1.

2023 GAME RECAPS

OVERALL: 4-7 (HOME 2-3, ROAD 2-4, NEUTRAL 0-0) | AAC: 2-5 (HOME 1-2, ROAD 0-4, NEUTRAL 0-0)

UNT vs. TULSA

HA CHAPMAN STADIUM • TULSA, OKLAHOMA
 NOV. 18, 2023 • ATTENDANCE: 16,520

POSTGAME NOTES

- The UNT offense put up nearly 600 yards of total offense in a balanced effort and the Mean Green put the game away late with a gutsy fourth-down call to bring home a 35-28 road win over Tulsa.
- With just under three minutes to play in a one-score game, UNT head coach Eric Morris put faith in his rushing attack on fourth-and-1 from his own 47-yard line, as Oscar Adaway III picked up three yards, a first down and the fourth win of the season for the Mean Green.
- Morris' faith in the ground game was with good reason, as UNT rolled up 299 yards on the ground to go with 294 through the air, and Adaway led the way with a career-high 126 yards, thanks to a 77-yard touchdown run in the third quarter that gave his team a 35-21 lead.
- Adaway was half of a 100-yard rushing duo on Saturday, as Ayo Adeyi had his sixth 100-yard rushing day of the year, as UNT had two 100-yard rushers for the first time since Oct. 15, 2022, against LA Tech, when UNT set the school record for rushing yards in a game.
- Quarterback Chandler Rogers added 56 rushing yards, including a 41-yard scoring scamper, to go with his 294 passing yards and three touchdown passes.

SCORING SUMMARY

UNT	7	14	14	0	--	35
TULSA	7	14	0	7	--	28

1st	12:45	TULSA	Rempert,Nick 40 yd pass from Francis,Kirk (Meyer,Chase kick)
	07:07	UNT	Ward,Damon 10 yd pass from Rogers,Chandler (Rauschenberg,Noah kick)
2nd	10:46	UNT	Rogers,Chandler 41 yd run (Rauschenberg,Noah kick)
	06:39	TULSA	Watkins,Anthony 36 yd run (Meyer,Chase kick)
	01:38	TULSA	Chester,Carl 14 yd pass from Francis,Kirk (Meyer,Chase kick)
	00:57	UNT	Sides,Landon 25 yd pass from Rogers,Chandler (Rauschenberg,Noah kick)
3rd	13:08	UNT	Smart,Jordan 59 yd pass from Rogers,Chandler (Rauschenberg,Noah kick)
	09:56	UNT	Adaway III,Oscar 77 yd run (Rauschenberg,Noah kick)
4th	05:14	TULSA	Benjamin,Kamdyn 7 yd pass from Francis,Kirk (Meyer,Chase kick)

STATISTICS

	UNT	TULSA
FIRST DOWNS	21	22
RUSHES-YARDS (NET)	47-299	43-183
PASSING YDS (NET)	294	251
Passes Att-Comp-Int	31-19-0	34-17-1
TOTAL OFFENSE PLAYS-YARDS	78-593	77-434
Fumble Returns-Yards	0-0	0-0
Punt Returns-Yards	1-9	0-0
Kickoff Returns-Yards	4-76	0-0
Interception Returns-Yards	1-0	0-0
Punts (Number-Avg)	5-41.6	8-37.9
Fumbles-Lost	3-2	0-0
Penalties-Yards	5-55	4-25
Possession Time	32:04	27:56
Third-Down Conversions	7 of 17	9 of 18
Fourth-Down Conversions	2 of 3	0 of 0
Red-Zone Scores-Chances	1-2	2-2
Sacks By: Number-Yards	3-21	5-33

INDIVIDUAL STATISTICS

RUSHING: North Texas-Adaway III, Oscar 16-126; Adeyi, Ayo 16-121; Rogers, Chandler 14-56; TEAM 1-minus 4. Tulsa-Watkins, Anthony 21-115; Jackson, Brill 15-87; Benjamin, Kamdyn 1-8; Ford, Jordan 1-minus 4; Francis, Kirk 5-minus 23.

PASSING: North Texas-Rogers, Chandler 19-31-0-294. Tulsa-Francis, Kirk 17-34-1-251.

RECEIVING: North Texas-Ward, Damon 3-41; Adaway III, Oscar 3-26; Cleveland, Trey 3-15; Maclin, Ja'Mori 2-61; Conwright, Blair 2-40; Sides, Landon 2-31; Burns, Roderic 2-18; Smart, Jordan 1-59; Adeyi, Ayo 1-3. Tulsa-Benjamin, Kamdyn 8-93; Chester, Carl 3-67; Rempert, Nick 3-58; Jones, Malachai 2-24; Jackson, Bill 1-9.

INTERCEPTIONS: North Texas-Wilson, Logan 1-0. Tulsa-None.

FUMBLES: North Texas-Rogers, Chandler 2-2; Adeyi, Ayo 1-0. Tulsa-None.

SACKS (UA-A): North Texas-Wesloski, Ethan 1-0; Richards, Mazin 1-0; Nakwaasah, Nick 1-0. Tulsa-Kopenski, Ben 3-0; Simon, Julien 1-0; Anderson, Joseph 0-1; Kulkin, Mitchell 0-1.

TACKLES (UA-A): North Texas-Smith, Patrick 7-3; Richards, Mazin 4-1; Wesloski, Ethan 3-2; Nakwaasah, Nick 3-2; Brown, Jordan 2-2; Texada, Ridge 2-2; Hill, Phil 2-2; Kropp, Carson 2-2; Vallea, Fatafehi 3-0; Brown, Roderick 1-2; Jackson, Evan 1-2; Davis, John 2-0; Thompson, Loronz 2-0; Nelson II, Brian 1-1; Wilson, Logan 0-2; Johnson, Kadren 0-2; Moore, Marcus 0-2; Alobwede, Vic 0-2; Morris, Dorian 1-0; Rausaw, Kortlin 0-1. Tulsa-Ray, Kendarin 10-6; Kopenski, Ben 6-1; Williams, Kanon 4-2; Hodge, Dayne 3-3; Simon, Julien 3-3; Kulkin, Mitchell 1-5; Oliver, Jaise 2-3; Carlisle, Tyree 1-2; Smith, Coleton 1-2; Hopkins, Dorian 1-2; Anderson, Joseph 0-3; Jones, Demarco 2-0; Lanier, Xavier 1-1; Rogers, Everitt 1-1; Peters, Canon 1-0; O'Keefe, Sean 1-0; Reese, Brody 0-1; Campbell, NuNu 0-1; Ostroski, Owen 0-1; Malone, Vontroy 0-1.

TEAM SEASON HIGHS UPDATE

RUSHING

YARDS PER ATTEMPT
(SINCE 2001)

1.	5.3	2009
2.	5.2	2022
3.	5.2	2020
--	5.1	2023
4.	5.0	2010
5.	4.8	2021
6.	4.6	2004
7.	4.5	2017
8.	4.4	2015
9.	4.3	2018
	4.3	2012
	4.3	2013

YARDS

1.	3,079	1951
2.	3,035	2021
3.	2,908	1959
4.	2,798	2022
5.	2,593	1952
6.	2,512	1953
7.	2,426	2010
8.	2,372	2002
9.	2,366	1980
10.	2,349	2013
--	2,053	2023

YARDS PER GAME

1.	290.8	1959
2.	279.9	1951
3.	259.3	1952
4.	251.2	1953
5.	234.4	1986
6.	233.4	2021
7.	230.8	1957
8.	230.2	2020
9.	215.0	1980
10.	210.9	1961
--	186.6	2023

TOUCHDOWNS

1.	33	1951
2.	32	2021
3.	31	2013
4.	28	2003
	28	2017
6.	27	2009
7.	25	2018
8.	24	2016
	24	1977
	24	2022
--	17	2023

PASSING

YARDS
(SINCE 2001)

1.	4,086	2017
2.	3,988	2018
3.	3,667	2022
4.	3,476	2007
5.	3,400	2019
--	3,253	2023
6.	2,987	2013
7.	2,830	2020
8.	2,828	2008
9.	2,708	2016
10.	2,681	2009

YARDS PER GAME

1.	306.8	2018
--	295.9	2023
2.	294.4	1969
3.	292.5	1994
4.	291.9	2017
5.	289.7	2007

ATTEMPTS

1.	553	2007
2.	520	2017
3.	504	2018
4.	493	2008
5.	454	2019
	454	1982
--	410	2023

COMPLETIONS

1.	330	2007
2.	328	2017
3.	321	2018
4.	309	2008
5.	283	2019
--	254	2023

COMPLETION PERCENTAGE
(SINCE 2001)

1.	67.1	2009
2.	64.9	2013
3.	63.7	2018
4.	63.1	2017
5.	62.3	2019
--	62.0	2023
6.	61.9	2008
7.	59.7	2007
8.	58.1	2016
9.	57.6	2010
10.	57.3	2011

TOUCHDOWNS

1.	34	2022
2.	33	2019
3.	32	2017
--	30	2023
4.	28	2018
	28	2020
6.	27	1994
7.	25	1966
	25	1967
	25	1968
	25	1969

TOTAL OFFENSE

TOTAL PLAYS

1.	1,037	2017
2.	1,033	2021
3.	968	2022
4.	966	2018
5.	951	2013
--	811	2023

TOTAL YARDS

1.	6,465	2022
2.	6,366	2017
3.	5,987	2018
4.	5,597	2021
5.	5,336	2013
--	5,306	2023
6.	5,132	2020
7.	5,023	2019
8.	4,904	2009
9.	4,901	2007
10.	4,845	1951

FIRST DOWNS
(SINCE 2001)

1.	340	2017
2.	321	2018
3.	307	2022
4.	300	2021
5.	279	2013
--	261	2023
6.	258	2007
7.	253	2019
8.	249	2009
9.	248	2020
10.	247	2008

YARDS PER PLAY
(SINCE 2001)

1.	6.7	2022
2.	6.6	2020
--	6.5	2023
3.	6.2	2018
	6.2	2017
5.	5.9	2019
	5.9	2009
7.	5.6	2004
	5.6	2010
	5.6	2013
10.	5.5	2021
	5.5	2012

YARDS PER GAME

1.	513.2	2020
--	482.4	2023
2.	461.8	2022
3.	460.5	2018
4.	454.7	2017
5.	430.5	2021

PUNTING

PUNTS
(SINCE 2001)

1.	88	2002
2.	81	2000
3.	77	2005
4.	76	2015
5.	75	2004
6.	74	2003
	74	2011
8.	73	2016
	73	2014
10.	70	2008
--	37	2023

YARDS PER PUNT
(SINCE 2001)

1.	43.9	2021
2.	43.5	2011
3.	43.4	2019
	43.4	2020
5.	43.2	2014
6.	43.1	2016
7.	42.3	2018
8.	42.1	2015
9.	41.8	2008
10.	41.7	2002
--	40.7	2023

DEFENSE

INTERCEPTIONS

1.	32	1969
2.	28	1967
	28	1978
	28	1970
4.	26	1968
5.	25	1968
--	10	2023

SACKS
(SINCE 2001)

1.	38	2021
	38	2013
3.	34	2018
	34	2014
5.	27	2011
	27	2022
7.	26	2019
	26	2016
9.	22	2020
	22	2017
--	16	2023

TACKLES FOR LOSS
(SINCE 2001)

1.	97	2018
2.	88	2021
3.	79	2013
4.	75	2017
5.	74	2019
6.	73	2016
7.	70	2014
8.	65	2011
9.	64	2015
10.	63	2022
--	47	2023

INDIVIDUAL PROGRAM RECORDS UPDATE

RUSHING YARDS PER ATTEMPT

CAREER LEADERS					
MINIMUM 175 ATTEMPTS					
PLAYER	SEASONS	YDS	ATT	AVG	
-- Ayo Adeyi	2021-Pres.	2,188	321	6.82	
1. Ray Renfro	1948-51	1,556	230	6.76	
2. Tommy Runnels	1952-55	1,191	208	5.72	
3. Dean Renfro	1952-54	1,204	213	5.65	
4. Jeffery Wilson	2014-17	3,205	562	5.70	
5. Tommy Gray	1950-52	1,767	314	5.62	
-- Oscar Adaway	2019-Pres.	1,822	326	5.59	
6. Tre Siggers	2017-20	1,311	237	5.53	
7. Ralph Reynolds	1952-53	1,331	242	5.50	
8. Lance Dunbar	2008-11	4,224	782	5.40	

RUSHING YARDS PER ATTEMPT

SEASON LEADERS					
MINIMUM 80 ATTEMPTS					
PLAYER	SEASON	ATT	YDS	AVG	
1. Ray Renfro	1951	127	959	7.55	
2. Ayo Adeyi	2022	112	807	7.21	
-- Ayo Adeyi	2023	125	885	7.08	
2. Dean Renfro	1953	101	700	6.93	
3. Lance Dunbar	2009	200	1,378	6.89	
4. Tommy Runnels	1955	83	570	6.86	
5. Jeffery Wilson	2017	188	1,215	6.46	
6. Jamario Thomas	2004	285	1,801	6.32	
7. Abner Hayes	1959	116	730	6.29	
8. Ralph Reynolds	1952	123	758	6.16	
-- Oscar Adaway	2023	105	625	5.95	
9. Jamario Thomas	2007	112	666	5.95	
10. Ayo Adeyi	2021	84	496	5.90	

RUSHING YARDS

CAREER LEADERS					
PLAYER	SEASONS	ATT	AVG	YDS	
1. Lance Dunbar	2008-11	782	5.40	4,224	
2. Patrick Cobbs	2001-05	825	4.96	4,100	
3. Jamario Thomas	2004-07	667	5.24	3,496	
4. DeAndre Torrey	2018-21	609	5.30	3,228	
5. Jeffery Wilson	2014-17	562	5.70	3,205	
6. Ja'Quay Wilburn	1997-00	647	4.82	3,120	
7. Kevin Galbreath	2001-02	558	4.52	2,523	
8. Bernard Jackson	1977-80	429	5.25	2,256	
9. Darrin Collins	1986-89			2,220	
10. Brandin Byrd	2010-13	461	4.77	2,202	
-- Ayo Adeyi	2021-Pres.	321	6.82	2,168	
-- Oscar Adaway III	2019-Pres.	326	5.59	1,822	

PASSING EFFICIENCY

SEASON LEADERS						
MINIMUM 125 ATTEMPTS						
PLAYER	YEAR	YDS	TD	INT	RTG	
1. Ken Washington	1977	1,155	10	6	154.28	
2. Scott Hall	2003	1,732	13	5	153.43	
-- Chandler Rogers	2023	2,979	26	4	152.20	
3. Mason Fine	2018	3,793	27	5	149.41	
2. Mitch Maher	1994	3,103	26	14	148.50	
5. Austin Aune	2020	1,650	13	4	148.38	
6. Austin Aune	2022	3,547	33	15	148.14	
7. Jason Bean	2020	1,131	14	5	144.97	
8. Mason Fine	2017	4,052	31	15	144.16	
9. Mason Fine	2019	3,088	29	9	143.50	
10. Mitch Maher	1993	2,595	24	14	137.40	

PASSING YARDS

SEASON LEADERS						
PLAYER	SEASON	CMP	ATT	PCT	YDS	
1. Mason Fine	2017	324	511	.634	4,052	
2. Mason Fine	2018	303	469	.646	3,793	
3. Austin Aune	2022	232	411	.564	3,547	
4. Mitch Maher	1994	231	370	.624	3,103	
5. Mason Fine	2019	257	414	.620	3,088	
-- Chandler Rogers	2023	232	368	.630	2,979	
6. Derek Thompson	2013	251	390	.643	2,896	
7. Steve Ramsey	1969	195	414	.471	2,828	
8. Giovanni Vizza	2008	309	493	.626	2,758	
9. Derek Thompson	2012	214	372	.575	2,649	
10. Mitch Maher	1993	176	324	.543	2,595	

PASSING YARDS PER ATTEMPT

SEASON LEADERS						
MINIMUM 50 ATTEMPTS (SINCE 2000)						
PLAYER	SEASON	ATT	YDS	YPA		
1. Austin Aune	2020	185	1,650	8.918		
2. Austin Aune	2022	411	3,547	8.630		
3. Scott Hall	2003	186	1,580	8.494		
-- Chandler Rogers	2023	368	2,979	8.095		
4. Mason Fine	2018	469	3,793	8.087		
5. Nathan Tune	2010	66	525	7.954		
6. Mason Fine	2017	511	4,052	7.929		
7. Dajon Williams	2014	77	607	7.883		
8. Jason Bean	2020	145	1,131	7.800		
9. Mason Fine	2019	414	3,088	7.458		
10. Derek Thompson	2013	390	2,896	7.425		

PASSING COMPLETIONS

SEASON LEADERS						
PLAYER	SEASON	ATT	YARDS	CMP		
1. Mason Fine	2017	511	4,052	324		
2. Giovanni Vizza	2008	493	2,758	309		
3. Mason Fine	2018	469	3,793	303		
4. Mason Fine	2019	414	3,088	257		
5. Derek Thompson	2013	390	2,896	251		
6. Austin Aune	2022	232	3,547	232		
-- Chandler Rogers	2023	368	2,979	232		
7. Mitch Maher	1994	370	3,103	231		
8. Giovanni Vizza	2007	383	2,388	223		
9. Derek Thompson	2012	372	2,649	214		
10. Riley Dodge	2009	302	1,975	205		

COMPLETION PERCENTAGE

SEASON LEADERS						
MINIMUM 100 ATTEMPTS						
PLAYER	SEASON	CMP	ATT	PCT		
1. Riley Dodge	2009	205	303	.676		
2. Mason Fine	2018	303	469	.646		
2. Derek Thompson	2013	251	390	.643		
4. Mason Fine	2017	324	511	.634		
5. Daniel Meager	2007	107	169	.633		
-- Chandler Rogers	2023	232	368	.630		
6. Giovanni Vizza	2008	309	493	.626		
7. Mitch Maher	1994	231	370	.624		
8. Mason Fine	2019	257	414	.620		
9. Jordan Case	1979	103	167	.616		
10. Rusty Hill	1982	177	292	.606		

PASSING TOUCHDOWNS

SEASON LEADERS					
PLAYER	SEASONS	YDS	TD		
1. Austin Aune	2022	3,547	33		
2. Mason Fine	2017	4,052	31		
3. Mason Fine	2019	3,088	29		
4. Mason Fine	2018	3,793	27		
5. Mitch Maher	1994	3,103	26		
-- Chandler Rogers	2023	2,979	26		
6. Steve Ramsey	1969	2,828	24		
7. Steve Ramsey	1968	2,516	24		
8. Mitch Maher	1993	2,595	24		
9. Steve Ramsey	1967	1,732	21		
10. Scott Hall	2001	1,453	19		

TOUCHDOWN-TO-INTERCEPTION RATIO

SEASON LEADERS						
MINIMUM 13 TOUCHDOWNS						
PLAYER	SEASON	TD	INT	RATIO		
-- Chandler Rogers	2023	26	4	6.50		
1. Mason Fine	2018	27	5	5.40		
2. Scott Hall	2004	14	4	3.50		
3. Austin Aune	2020	13	4	3.25		
4. Mason Fine	2019	29	9	3.22		
5. Scott Hall	2003	13	5	2.60		
6. Austin Aune	2022	33	15	2.20		
7. Mason Fine	2017	31	15	2.06		
8. Mitch Maher	1994	26	14	1.85		
9. Scott Hall	2001	19	11	1.72		
10. Mitch Maher	1993	24	14	1.71		

PASSING YARDS PER GAME

SEASON LEADERS						
MINIMUM 5 GAMES (SINCE 2000)						
PLAYER	SEASON	GMS	YDS	AVG		
1. Mason Fine	2018	13	3,793	291.8		
2. Mason Fine	2017	14	4,052	289.4		
-- Chandler Rogers	2023	11	2,979	270.8		
3. Mason Fine	2019	12	3,088	257.3		
4. Austin Aune	2022	14	3,547	253.4		
5. Giovanni Vizza	2007	10	2,388	238.8		
6. Giovanni Vizza	2008	12	2,758	229.8		
7. Derek Thompson	2013	13	2,896	222.8		
8. Derek Thompson	2012	12	2,649	220.8		
9. Daniel Meager	2007	5	1,088	217.6		
10. Austin Aune	2020	8	1,650	206.2		

RECEPTIONS

CAREER LEADERS					
PLAYER	SEASONS	YDS	AVG	REC	
1. Jaelon Darden	2017-20	2,782	12.09	230	
2. Casey Fitzgerald	2005-08	2,533	11.86	229	
3. Carlos Harris	2012-15	2,406	12.21	197	
4. Johnny Quinn	2003-06	2,718	14.53	187	
5. David Brown	1991-94	2,402	13.19	182	
6. Pete Harvey	1978-81	1,932	11.78	164	
-- Roderic Burns	2019-Pres.	2,108	13.96	151	
7. John Love	1956-66	2,124	14.75	144	
Ron Shanklin	1967-69	2,465	17.11	144	
9. Michael Lawrence	2016-19	1,929	13.48	143	
10. Barry Moore	1968-69	2,183	15.59	140	

RECEIVING TOUCHDOWNS

SEASON LEADERS					
PLAYER	SEASON	REC	YDS	TD	
1. Jaelon Darden	2020	74	1,190	19	
2. Ron Shanklin	1967	41	867	13	
3. Jaelon Darden	2019	76	736	12	
Rico Bussey Jr.	2018	68	1,017	12	
Casey Fitzgerald	2007	111	1,322	12	
6. David Brown	1994	66	1,013	11	
George Marshall	2001	32	546	11	
Marvin Walker	1982	91	934	11	
Jyaire Shorter	2022	23	628	11	
-- Ja'Mori Maclin	2023	48	886	11	
10. John Love	1966	68	1,130	10	

RECEIVING TOUCHDOWNS

CAREER LEADERS					
PLAYER	SEASONS	REC	YDS	TD	
1. Jaelon Darden	2017-20	230	2,782	38	
2. Ron Shanklin	1967-69	144	2,465	31	
3. Tony Redwine	1992-96	138	2,567	23	
4. David Brown	1991-94	182	2,402	22	

INDIVIDUAL PROGRAM RECORDS UPDATE

RECEIVING YARDS CAREER LEADERS

PLAYER	SEASONS	REC	AVG	YDS
1. Jaelon Darden	2017-20	230	12.09	2,782
2. Johnny Quinn	2003-06	187	14.53	2,718
3. Troy Redwine	1992-96	138	18.60	2,567
4. Casey Fitzgerald	2005-08	229	11.86	2,533
5. Ron Shanklin	1967-69	144	17.11	2,465
6. Carlos Harris	2012-15	197	12.21	2,406
7. David Brown	1991-94	182	13.19	2,402
8. Barry Moore	1968-69	140	15.59	2,183
9. John Love	1965-66	144	14.75	2,124
-- Roderic Burns	2019-Pres.	151	13.96	2,108
10. Rico Bussey Jr.	2016-19	128	15.16	1,941
11. Marcus Camper	1985-88	111	17.46	1,939
12. Pete Harvey	1978-81	164	11.78	1,932
13. Michael Lawrence	2016-19	143	13.48	1,929
14. Brelan Chancellor	2010-13	116	14.75	1,711
15. James Russell	1965-67	122	13.94	1,701
16. Jalen Guyton	2017-18	103	15.33	1,580
17. Marvin Walker	1979-82	137	10.76	1,475
18. Turner Smiley	2013-17	107	13.66	1,462
19. David Yaeger	1971-72	77	17.77	1,369
-- Ja'Mori Maclin	2022-Pres.	64	19.78	1,266
-- Damon Ward	2021-Pres.	81	13.86	1,123

RECEIVING YARDS SEASON LEADERS

PLAYER	SEASON	REC	AVG	YDS
1. Casey Fitzgerald	2007	111	11.90	1,322
2. Jaelon Darden	2020	74	16.08	1,190
3. Barry Moore	1969	71	15.91	1,130
John Love	1966	68	16.61	1,130
5. Casey Fitzgerald	2008	113	9.90	1,119
6. Barry Moore	1968	71	14.83	1,053
7. Rico Bussey Jr.	2018	68	14.95	1,017
8. David Brown	1994	66	15.34	1,013
9. John Love	1965	76	13.07	994
10. Marcus Camper	1988	54	17.37	938
11. Marvin Walker	1982	91	10.26	934
-- Ja'Mori Maclin	2023	48	18.46	886
12. Ron Shanklin	1969	56	15.60	874
13. Ron Shanklin	1967	41	21.14	867
14. Carlos Harris	2014	70	12.32	863
15. Michael Lawrence	2017	62	13.20	819
16. Tony Redwine	1994	49	16.55	811
17. Jalen Guyton	2018	54	14.90	805
18. Roderic Burns	2021	58	13.82	802
19. Brelan Chancellor	2013	53	14.94	792
20. Darnell Smith	2013	70	11.30	791

YARDS PER RECEPTION

CAREER LEADERS (MINIMUM 50 RECEPTIONS)				
PLAYER	SEASONS	REC	YDS	AVG
1. Jyaire Shorter	2018-22	58	1,320	22.76
-- Ja'Mori Maclin	2022-Pres.	64	1,266	19.78
2. Troy Redwine	1992-96	138	2,567	18.60
3. Broderick McGrew	1996-99	66	1,224	18.54
4. Devin Kervin	1972-73	69	1,246	18.05
5. David Yaeger	1971-72	77	1,369	17.77
6. Marcus Camper	1985-88	111	1,939	17.46
7. Deonte Simpson	2019-21	48	830	17.29
8. Andy Blount	2001-04	56	871	15.55
9. Jalen Guyton	2017-18	103	1,580	15.33
10. George Marshall	1999-02	78	1,194	15.30

YARDS PER RECEPTION

SEASON LEADERS (MINIMUM 20 RECEPTIONS)				
PLAYER	SEASON	REC	YDS	AVG
1. AV Collins	1949	30	949	31.63
2. Jyaire Shorter	2022	23	628	27.30
3. Troy Redwine	1993	34	867	25.50
4. Vance Jackson	1973	29	639	22.03
5. Ron Shanklin	1967	41	867	21.14
6. Johnny Quinn	2003	34	709	20.85
7. Scott Ford	1992	21	435	20.71
8. Deonte Simpson	2020	25	517	20.68
9. Jyaire Shorter	2019	24	473	19.70
10. Andy Blount	2003	22	415	18.86
-- Ja'Mori Maclin	2023	48	886	18.46

RECEIVING YARDS PER GAME

CAREER LEADERS (SINCE 2000)				
PLAYER	SEASONS	G	YDS	AVG
1. Casey Fitzgerald	2005-08	28	2,533	90.46
2. Rico Bussey Jr.	2016-19	30	1,923	64.10
3. Jalen Guyton	2017-18	25	1,580	63.20
4. Sam Dibrell	2007-08	10	610	61.00
5. Jaelon Dardon	2017-20	47	2,782	59.19
6. Johnny Quinn	2003-06	47	2,718	57.82
7. Carlos Harris	2012-15	42	2,396	57.04
8. Darnell Smith	2012-13	21	1,170	55.71
9. Ivan Delgado	2011-12	17	875	51.47
-- Ja'Mori Maclin	2022-23	25	1,266	50.21
10. Jamaal Jackson	2009-10	23	1,147	49.86
-- Roderic Burns	2019-23	48	2,108	43.92

RECEIVING YARDS PER GAME

SEASON LEADERS (SINCE 2000)				
PLAYER	SEASON	G	YDS	AVG
1. Jaelon Darden	2020	9	1,190	132.22
2. Casey Fitzgerald	2007	12	1,322	110.16
3. Casey Fitzgerald	2008	12	1,119	93.25
4. Rico Bussey Jr.	2018	12	1,017	84.75
-- Ja'Mori Maclin	2023	11	866	78.73
5. Carlos Harris	2014	12	863	71.91
6. Darnell Smith	2013	12	791	65.71
7. Johnny Quinn	2004	12	785	65.41
8. Brandon Jackson	2007	12	784	65.33
9. Jalen Guyton	2017	12	775	64.58
10. Jalen Guyton	2018	13	805	61.92

KICKOFF RETURN YARDS

SEASON LEADERS (SINCE 2001)				
PLAYER	SEASON	RET	AVG	YDS
1. Brelan Chancellor	2011	50	21.88	1,094
2. Brelan Chancellor	2010	33	27.96	923
3. Tyler Wilson	2016	32	21.87	700
4. Kylon Horton	2022	27	25.89	699
5. Brelan Chancellor	2013	24	27.62	663
-- Kylon Horton	2023	30	21.27	638
6. Micah Mosley	2007	32	19.87	636
7. Ja'Mel Branch	2001	27	21.74	587
8. Johnny Quinn	2005	26	19.73	513
9. DaWaylon Cook	2008	26	19.46	506
10. DeAndre Torrey	2019	22	22.31	491

FIELD GOALS MADE SEASON LEADERS

PLAYER	SEASON	PCT	FGA	FGM
1. Trevor Moore	2017	.909	22	20
2. Cole Hedlund	2018	.863	22	19
Keith Chapman	1989	.703	27	19
4. Ethan Mooney	2022	.857	18	21
5. Ethan Mooney	2019	.800	20	16
7. Trevor Moore	2014	.882	17	15
Denis Hopovac	2006	.714	21	15
8. Nick Bazaldua	2004	.777	18	14
Garrett Courtney	1997	.875	16	14
Jeff Graham	1996	.700	20	14
Keith Chapman	1988	.700	20	14
Keith Chapman	1987	.700	20	14
Whit Smith	1980	.666	21	14
-- Noah Rauschenberg	2023	.813	16	13

FIELD GOAL PERCENTAGE

SEASON LEADERS (MINIMUM 10 ATTEMPTS)				
PLAYER	SEASON	FGM	FGA	PCT
1. Trevor Moore	2017	20	22	.909
2. Trevor Moore	2014	15	17	.882
3. Garrett Courtney	1997	14	16	.875
4. Zach Olen	2010	13	15	.867
5. Cole Hedlund	2018	19	22	.864
6. Ethan Mooney	2022	18	21	.857
7. Ethan Mooney	2021	11	13	.846
8. Jason Ball	1999	9	11	.818
9. Richard DeFelice	1993	13	16	.813
-- Noah Rauschenberg	2023	13	16	.867
10. Ethan Mooney	2019	16	20	.800

PAT KICKS MADE

SEASON LEADERS				
PLAYER	SEASON	XPA	XPM	
1. Trevor Moore	2017	55	55	
2. Ethan Mooney	2022	55	54	
3. Cole Hedlund	2018	54	51	
4. Zach Paul	2013	49	48	
5. Nick Bazaldua	2003	45	44	
6. Ethan Mooney	2019	44	43	
-- Noah Rauschenberg	2023	42	42	
7. Trevor Moore	2016	41	41	
8. Ethan Mooney	2021	40	40	
9. Ethan Mooney	2020	38	38	
10. Nick Balzalda	2004		37	
Iseed Khoury	1977	37	37	
Keith Chapman	1988	37	37	
Trevor Moore	2014	37	37	

PASSES DEFENDED

CAREER LEADERS (SINCE 2001)			
PLAYER	SEASONS	PDF	
1. Jonas Buckles	2001-04	30	
2. Nate Brooks	2015-18	29	
Royce Hill	2008-11	29	
4. Kemon Hall	2017-18	28	
-- Ridge Texada	2021-Pres.	28	
5. Zac Whitfield	2011-15	27	
6. DeShawn Gaddie	2019-22	25	
7. Eric Jenkins	2016-17	22	
Don McGee	2001-02	22	
9. James Jones	2013-14	20	